

HOME LIFE

October • 1943



ISSUED FOR YOUR INFORMATION AND ENTERTAINMENT BY

**NILES FEDERAL SAVINGS AND
LOAN ASSOCIATION**

302 E. MAIN STREET

TELEPHONE 528

NILES, MICHIGAN





OUR OWN HOME LIFE

Once more we are sending HOME LIFE as a friendly message from our organization to you. We enjoy having you come into our offices, but we realize that these busy times and gasoline rationing make frequent visits impractical. So, we are hoping that when you read this little magazine, it will seem almost like a visit with us.

But, of course, a good visit isn't a one-sided affair, with one person doing *all* the talking—it's give and take! We want very much to learn your viewpoint on home financing and the question of regular savings—as well as to tell you our attitude on these important subjects. Perhaps you can suggest new and different services which we might extend to you and your friends. If so, we shall welcome your ideas. We want you to feel free to come to us regarding any problem on your home financing savings share account or purchase of War Bonds. HOME LIFE is our friendly reminder that we are here to serve you.

F. L. Vandenburg, Secretary

NILES FEDERAL SAVINGS AND LOAN ASSOCIATION

302 E. Main Street, Niles, Michigan

NOW'S THE TIME TO PLAN

NOW that our servicemen are making such remarkable advances in all the theaters of the war's operation, and one of the dictators has fallen, even the pessimists who insisted that post war planning was premature are conceding that such planning is advisable now.

The housing experts have figured out that American families will need an average of 1,000,000 new homes a year for several years after the war is won. No one knows, of course, what percentage of these homes will be prefabricated and how many will be constructed in the traditional manner. But architects and building men are devoting their energies to perfecting plans for all types of homes.

It is believed that one-family homes will be far more popular with the majority of American families than multiple housing units. A number of factors will influence this trend. For instance, Victory gardens have given so much satisfaction to thousands of folks this summer that they are planning to have a garden when they build, after the war. And, of course, a garden is most easily possible with a one-family home.

This construction of new homes will spread out over a period of years, and some families will prefer waiting to build until the promised home improvements have been perfected. However, it won't be necessary for you to delay planning how to finance that home of the future. Our organization is constantly helping local families work out the best possible method of home financing—with each individual loan "tailored" to suit that particular family.

Due to the fact that savings have been constantly increasing during the last few years, we shall be able to help more families acquire their own homes than ever before. Won't you tell your friends about this service of ours—we shall be more than happy to serve them.

IT'S THE THING TO DO

Saving money is a widely discussed subject these days, and it is generally agreed that it's the proper thing to do.

Present-day wartime conditions give all of us more incentive to save. First of all, it's patriotic to save, rather than to spend our margin for luxuries or things we don't really need. This is the one way we can prevent inflation and its consequent grief. The new and amazing products we are promised in the post war days give us a splendid objective for saving, too.

Looking at the question of saving from another angle, we really don't have much choice in the matter—the scarcity of consumer goods makes extravagant living extremely difficult. We might like to have steak four nights a week, regardless of cost, but our red stamps simply

won't permit it. As a result, we save money. Some people have been known to shop and shop for certain luxury items, and finally give up, through sheer exhaustion. Spending money is sometimes harder than saving it.

We believe that you would enjoy saving in our association, for a number of reasons. You are assured of a good return on your funds; you will have a feeling of confidence in the soundness of our organization thanks to our years of successful operation in this community; you will have the satisfaction of knowing your savings are helping make home ownership possible for a family of this community, and we believe you will enjoy having our friendly, efficient staff serve you. Why not encourage your friends to save regularly with us?

SAVING money from income during our present-day wartime economy might at first thought seem to be easier than saving under a normal economic situation. And it is true that current savings are impressive, thanks to the fact that the total national income will undoubtedly set a new record for 1943. Some experts have predicted that our total income for 1943 will be well over \$144,000,000,000. Net receipts of new money by savings, building and loan associations during the first quarter of this year were thirty-nine times as great as for the like period of 1942. This 1943 quarterly figure surpassed by some \$3,500,000 the record set in the first three months of 1941.

And while American citizens are putting a sizeable portion of their earnings in savings accounts, they are also buying War Bonds at a record rate. Over twenty-three million workers in this country are subscribing a part of their current earnings for War Bonds.

Despite these impressive figures,

our surplus cash, rather than spend it. In this way we are contributing toward the creating of purchasing power when consumer goods are plentiful again. *Saving today can assure prosperity for tomorrow.*

Revising the budget is a matter in which every member of the family should be concerned. Children are much more apt to be co-operative in stretching the family income if they are included in family conferences on finances. The fact that school children have made such worthwhile contributions in salvage drives during the last year and a half indicates that they can be convinced of the importance of making good use of everything we have, rather than purchasing new things.

In making out a new budget, why not start by listing War Bonds and Victory Tax first, subtracting the total for those two items, and then plan to make the best possible use of what is left over. This will necessitate fairly drastic changes or reductions in some of the other headings; perhaps the amount set up for Ad-

vancement will have to be scaled down considerably, for one. But we are agreed that winning the War as quickly as possible is the most important thing to be done right now, so we don't begrudge giving up going to the movies every once in a while and putting that money in War Stamps.

The amount allotted for food will probably have to be increased to take care of the rise in food costs which has come over a period of time, in case your budget hasn't been revamped lately.

One of the important things to remember in working out the best possible budget for your family is to decide what expenditures are most necessary to insure your family's happiness. Our institution has helped a great many local families find a happy solution to their budget and savings problems. People like to save here because they feel their money is safe, and at the same time it is helping their friends and neighbors become home owners. Can we help you save?

WARTIME THRIFT



however, most families are finding that a complete re-adjustment of peacetime budgets has become necessary. The deductions for War Bonds and Victory Tax are being balanced by cutting down on previous expenditures. The scarcity of commodities on the market has automatically simplified that problem for us—we are no longer taking on responsibilities for monthly payments on electric washing machines, refrigerators or new cars.

And we are all fighting the war against inflation when we reduce our purchases to the minimum and save
Copyrighted 1943, United States Savings and Loan

Private Bridewell on K. P.



the men on K. P. up at 4:30 in the morning?" I asked. "I sure do," he replied. "Sometimes, the only way I can wake them and get them out of bed is to turn their beds over."

"What goes into the making of our lunch for today?" I inquired.

"Seventy-five pounds of frankfurters, 90 pounds of potatoes, 4 bushels of corn, 20 pounds of tomatoes, 12 heads of lettuce, 5 pounds of coffee, 6 pounds of butter, 700 hot rolls, 3 to 4 gallons of gravy and 45 lemon meringue pies," he answered.

A Lazy Afternoon

At twelve-twenty lunch was over. The dishes were washed and carried back to the dining room, the floor was swept and scrubbed, and the garbage carried out—all over again. But we speeded up to have a little time off in the afternoon.

So we started in on the spuds again. Just as we were finishing the third sack, a truck containing three field kitchens rolled up. The kitchens, with all their pots and pans, had to be scoured. So went our free afternoon!

Before we had finished that job, the evening cook came on duty. He pointed out two sacks of peas to be shelled, two sacks of corn to be shucked, a bushel of onions to be peeled, and a bushel of radishes to be cleaned. We didn't have time for all these tasks before dinner—but they waited.

The Finish Up

Dinner dishes were finished at eight-thirty, and we started on the peas, corn, onions and radishes. At ten-thirty our job was done. The six of us were hardly able to move!

"Do you think you have enough material for a story?" Essin, the cook, asked me. "I think so—and first-hand," I murmured faintly. So ended Private Bridewell's first day on K.P.

morning. Someone asked the cook if he wasn't running out of ration coupons on potatoes—but he didn't appear to appreciate our humor.

"This is the nearest thing to perpetual motion that has ever been perfected by the Army," Wayne Beaudette of La Grange, Illinois, commented. I kept jotting down some of the remarks, until someone yelled, "Hey, fellows, don't anyone say anything smart or funny—Bridewell hasn't yet peeled enough potatoes even for his own lunch!"

Before we had finished, we had to stop to scrub the kitchen and take out garbage so the cook could start lunch.

The Cook

While in the kitchen, I quizzed the cook, Corporal O. D. Wood of Ladysmith, Wisconsin. "Woody" was a meat cutter before he went into the army.

"It's just like cooking for a family," Woody remarked. "A large family," he said, as an afterthought, "instead of a handful, you have to make a pan full."

"Do you have any trouble getting

Breakfast

We got up at 4:45 the next morning, and helped the cook get breakfast. It consisted of approximately 1,200 flapjacks (20 gallons of batter), gallons of coffee, a bushel of fried potatoes, 150 grapefruit, 250 individual cereal packages and ten gallons of cream.

Preparing breakfast was quite interesting. But after breakfast came the dishes—280 cereal bowls, 280 coffee cups, 280 plates, 280 knives, forks and spoons, 28 pitchers, 85 serving plates and stacks of pots and pans!

This raft of dishes we washed, scalded, and carried to the dining room. Army dishes measure over a half inch in thickness, so after the first thousand they seemed to become increasingly heavy. It was 10 o'clock before we had finished.

Spuds

Next, we started peeling spuds for lunch, dinner and breakfast the next



BOWLING was once defined as "consisting merely of knocking down ten pins, set erect on the far end of the alley, by rolling a ball weighing not more than sixteen pounds and not exceeding twenty-seven inches in circumference." Sounds simple, doesn't it? Sometimes "merely knocking down ten pins" is the easiest thing in the world, but then there are other times, too!

When a beginning bowler fails to make a clean sweep of the pins, he or she is often deluged with advice (and some of it conflicting!) from experienced bowlers—all meaning to be helpful, of course. It takes diplomacy, persistence, and a strong will on the part of the new bowler to choose

work isn't as good as it might be, your trouble may be due to starting too quickly, thereby causing a rush to the foul line. Or perhaps you are not walking straight. Have your backswing checked—it may be throwing you off balance, but this can be remedied by continued practice.

Delivery of the Ball: This calls for constant practice and concentration, with proper relaxation. Do not hurry the downward swing, or jerk or force the delivery of the ball. Grip it lightly, watch your stance and line up properly with the No. 1 pin. Let the weight of the ball control the downward swing in your delivery; with the hand well back of the ball and a little lift by the fingers.

BOWLING IS

and follow through on only the best help offered, but that's the smart thing to do. If you are everybody's guinea pig on bowling techniques, you aren't likely to wind up as a champion.

Orphan bowlers who have not already been taken under the wing of at least a half dozen old timers may be interested in the following pointers by Tess Morris who is a bowling instructress and captain of the present world champion team.

Rhythm, Footwork and Follow-Through: If you feel that your foot-



Courtesy, *The Woman Bowler*

Temperament and Bowling Etiquette: These two factors go hand in hand. Enjoy your bowling—smile, loosen up. Don't let one bad game or even a series get you down. Do not deliver your ball simultaneously with a bowler on the adjoining alley. Remain seated until it is your turn to bowl. After delivering your ball, walk straight back, do not remain standing at the foul line or ball rack.

The Hook Ball: The hook ball is used by about 60 per cent of all bowlers and by 90 per cent of the top-flight ones. It has these advantages:



BAFFLING

- (1) A hook reduces the deflection of the ball off the pins.
- (2) On thin hits in the one-three pocket, most hook balls will carry through for strikes.
- (3) On high hits in the one-three pocket, or cross-over hits in the one-two pocket (or hitting the one pin thin) will also carry sweeping strikes.
- (4) A hook ball laid down, well out on the alley, seldom results in a railroad.


Surprise the Experts!

All beginning bowlers learn to recognize railroads and splits early in the season. But here are a few bowling terms, together with their definitions, that are not so well known. Why not amaze your team-mates some night soon by casually referring to one of these set-ups?

Snowplow—A full, headpin hit that brushes the pins to both sides of the alley.

Tandem—The formation of any two pins in spare formation, one behind the other.

Looper—A ball that describes a wide curve; also referred to as a "bender" or "roundhouse."



Please Note...




2 Mott Studios

copy if you like



4 Two photos—Max Tatch



Hedrich-Blessing Studio

1 Wooden potted plants "applied" on shutters give a bright, amusing touch. They are easy to design and attach, and will cause endless comment.

2 We think the angel on the bed watching over the baby is especially cunning, but we like the scalloped cornices at the window too, not to mention the attractive display cupboard for toys.

3 Pictures on the wall are all very well, but why not plan your living room around the picture you can make of a simple fireplace like this one. Extra logs can be stacked below fireplace.

4 Of course you couldn't keep house without your electric mixer. But have you found a place to keep it—out of sight but still readily accessible? This corner cupboard with a swinging door may be the answer to your problem! Note the lower corner cupboard, too.

BRICK has consistently held its place as one of the leading building materials from the days of the early Egyptians down to the present time. It goes without saying that any product which has given satisfaction for such a long span of years must have outstanding merits.

We realize that people react to brick houses in different ways, as they do toward spinach and liver. They go "all out" for them, or they are open-minded but not too enthusiastic, or they simply refuse to concede the good points because they prefer other foods, or other building materials.

However, in these days of planning to build, rather than building, a new home, we thought our readers might like to start accumulating a file of informative material and ideas for the home that is to be constructed at a later date. For the interest of families who may decide that brick would be the most desirable material for their next home, we offer these considerations.

There are three factors which are

essential in brick, for the production of good visual results. They are form, texture and color.

Form, of course, refers to the actual physical characteristics—that is, length, width and depth.

Texture is "form" on a small scale, and is produced by the slight irregularity of surface, in fact by roughness. The best brick textures are obtained by the use of coarse sand with which the clay is coated, or with which the mold is sprinkled before throwing in the clot of clay. If a smooth surfaced brick is desired, fine sand will be suitable. If a rough, varied surface is wanted, then coarse, sharp and even pebbly sand will be used. In this way, bricks can be produced with any degree of texture. No two bricks will be alike, but all will be superior to bricks mechanically roughened, whatever the pattern.

Wide Variety of Bricks

Brick earths are found almost

everywhere and the variety of these earths and the different qualities that each possesses make possible many kinds of bricks. You may choose one of a great variety of solid colors for your home if you prefer, although the modern trend is toward the use of bricks manufactured from a mixture of different colored clays. These bricks have a mingled pattern on the face, with faint swirls and irregular patterns. The exterior of a house built of these bricks is most interesting, and at the same time the finished effect is one of good taste for the basic color can be the same for all the bricks. A soft cream is often chosen for the predominating color in these bricks which carry out the new theories of art. Even though you may have disliked solid red brick houses for years, you may find yourself liking the bricks of more neutral tones, in spite of your prejudice.

Because bricks are made in molds, the sizes may be regulated to any re-

**BRICK HOUSES DO
HAVE ADVANTAGES**

Common Brick Manufacturers Association, 2 photos





quirements. For most purposes, however, bricks measuring 8 by $3\frac{3}{4}$ by $2\frac{1}{4}$ inches are found convenient for easy and quick handling by the bricklayer, and they present a pleasing appearance.

Brick Insulates Home

Brick is a "warm material." Its porosity makes it a good non-conductor thus reducing materially the need for insulation. Thrifty families will want to take that fact into considera-

tion when adding up estimated overall costs for their homes.

Well-made, well-burnt brick has proved to be one of the most durable of all building materials, withstanding the elements for many centuries without deterioration. You will want to calculate the probable "life expectancy" of a brick house in comparison with that of the other materials you may be considering. Of course you may prefer to spend less for your home, then build another

new one after several years, and that's your decision to make.

Economical Upkeep

Economy in maintenance is another factor that should be considered in choosing the material for your home, and brick scores extremely high on this point. It withstands winter storms, freezing and thawing without deterioration. The walls are impervious to weather and do not require any protective measures or continual repair.

Housing experts are predicting that at least 1,000,000 new homes will have to be constructed each year for several years following the War, to meet the expected demand for homes. Some families will be eager to complete their houses as soon as possible, and will prefer to use a traditional building material, rather than wait for the perfection of one of the exterior wall products now being developed. Conservative folks often hesitate to be "the first by whom the new is tried." If you can be included in this category, you may find it wise to give further thought to choosing brick, for it will be easily obtainable, and time has proved its good points.

Financing That New Home

Our organization is interested in helping you decide on the type of home that will be most satisfactory for your family, whether you want a frame, brick or stucco house, or prefer to wait for plastic!

Your choice of a plan for financing your home of to-morrow is fully as important as the building material you use, however. A practical, workable home loan can make your home ownership a real pleasure, while a plan not suited to your budget may cause you grief.

We believe we are especially well qualified to plan a home loan for you that will be just right, and we would appreciate the opportunity of talking the matter over with you. It may be that you have friends who would like to refinance their out-of-town loans through our association, too, and if so, we shall be happy to serve them.

Our loan officers will gladly answer questions regarding all phases of home ownership. We want to take this means of inviting all local families interested in acquiring their own homes to make sure they avail themselves of our free counseling service.

Jessie Tarbox Beals



HOME



Send your clothes to the cleaner or use non-explosive cleaning fluids.

KEEP the Home Fires Burning, but don't let them burn down the home!"

This wartime warning comes from James M. Landis, director of the Office of Civilian Defense. Fires caused by carelessness or negligence, he declares, can be tolerated no more than deliberate sabotage by an enemy agent.



See that careful smoking habits are cultivated by all members of the family. Have your smoke before you go to bed—not after.

During the first half of this year, more than \$190,000,000 worth of property was destroyed by flames in the United States. By the end of the year, fire prevention authorities estimate, at least ten thousand Americans will have lost their lives in fires.

These facts concern every home owner, for records show that six out



Keep a substantial screen in front of your fireplace.



Keep matches in a safe place in a metal container out of the reach of small children.

of every ten fires occur in homes. About half of the annual fire fatalities result from fires in dwellings. And the majority of the victims are women and children.


Probably the most regrettable fact about these heavy losses is that most, if not all, of the home fires are preventable. The majority of residential



Replace frayed electric cords and repair defective electrical equipment.

fires have been traced to these seven major causes: (1) rubbish; (2) defective chimneys; (3) combustible roofs; (4) defective heating apparatus; (5) matches and careless smoking; (6) gasoline and kerosene; and (7) electrical defects.

The expression that "an ounce of prevention is worth a pound of cure" is most apt when it refers to




Be sure your home is roofed with a fire-proof material, such as asbestos cement shingles, or with a fire-retardant roofing.

taking the necessary precautions to prevent having your home damaged or destroyed by fire. Destruction of property is regrettable at any time, but it is particularly so right now because most construction materials are unavailable.

National Fire Prevention Week is to be observed beginning October 4

Artwork from National Fire Prevention Association

FIRES



Don't start stove or furnace fires with gasoline or kerosene.

of this year. Many of your friends and neighbors will be fireproofing their homes at that time so why don't you, too, plan to do everything necessary to eliminate all fire hazards in your home, by or during that week?



Keep stoves, furnaces and smokepipes in good condition.

What can the home owner do to prevent fires? Well, first of all, he can make a thorough "room-to-room" check for fire hazards. Then, if he will heed the suggested warnings, he may rest comfortably with the knowledge that he and his family are reasonably secure from the menace of fire.

Fire is one of the oldest friends of mankind, but, as Mr. Landis points out, it is one of the most dangerous enemies as well. Simple precautions, such as described above, can save thousands of lives and hundreds of millions of dollars worth of property.



Burn rubbish only in an incinerator.

TALK about a "thief in the night"! Without even realizing it, many of us are being robbed of light every time we turn on our lamps, either because the lamps are not in good condition or because they are improperly placed.

This would be no time to bring up the subject if it took priorities to make improvements or if it entailed the purchase of new lamps and fixtures. As it is, you can get more light for your money without spending anything but a little time, thought, and elbow grease.

Keep Your Lamps Clean

It is estimated that clean shades, clean lamp bulbs and clean reflectors give from 20 to 50 percent more light. So for greater "seeability" dust them daily and give them an occasional soap-and-water bath.



Lamp Bulbs: When bulb is cool, wipe the glass part with a damp, soapy cloth, remove suds and dry well. Don't "dunk" bulbs in water—the base is cemented to the glass and they are likely to part company if the bulb gets wet.

Reflector bowls and globes on ceiling fixtures: (either glass or plastic): Remove reflector or globe from lamp or fixture, wash in warm (not hot) water. Rinse and dry thoroughly inside and out.

Paper Shades: Unless parchment paper shades are of good quality (and you'll have to be the judge of that), don't attempt to wash them. Simply dust them. However, if the paper is of top quality, sponge off (don't tub) with a damp, sudsy cloth, then with a cloth dampened in clear water; quickly wipe entirely dry.

Silk Shades: Painted silk shades, shades with applique ornaments and shades made of fabrics which shrink when wet, such as linen or chintz, must be dry cleaned. Plain silk or rayon shades may be washed if the *trimming is stitched*, not glued, to the frame. After brushing off as much of the surface dirt as possible, hold by the frame and douse up and down in mild, lukewarm suds. If dirt is stubborn, brush gently with a very soft brush. Rinse three or four times in clear lukewarm water by dipping up and down. Dry *quickly* in a shady spot, or indoors over (not on) register or radiator. Use an electric fan for rapid drying.

MORE *Light* FOR YOUR MONEY



Give A Lamp A Lift!

If you're stuck with a squatty table lamp, try placing it on a small stand two or three inches high. The stand can be made of wood and stained to match the table on which it is used or painted to harmonize with the lamp base.

Temporary "Moves"

Admittedly, an end table lamp looks its best when placed in the center and toward the back of the table. But if you're not getting the full benefit of the light, why not move the lamp closer when reading or sewing?

It may be taking decorative liberties to make these "moves" but it's far preferable to taking liberties with your eyes.

Move your flat top desk lamp closer to the desk pad for better light. Move dressing table lamps in from the edges of the table to get more light on your face. Lower pin-up lamps to bring them close to the spot where you are reading or working. Place floor lamps closer to chairs when eye work is being done.

For Future Reference

You'll be buying some new lamps when the war is over, and there's no time like now to tip you off about selecting shades that give you more light for your money:

Dark-lined Shades Versus Light-lined Shades: A dark colored lining in a shade brands it as a "light robber." A dark lining soaks up light just as a sponge soaks up water. White or ivory linings on the other hand give 50 per cent more light because they reflect rather than absorb the light.

Drum Shades Versus Flared Shades: Whenever possible, choose a flared shade in preference to a drum-shaped shade. Why? Because a flared shade spreads the light over a wider area, whereas the drum shade "hugs" the light around the base of the lamp. And you literally have to crawl up under the shade to get your book, paper, or sewing in the meager pool of light.

If you will try these ideas for more light for less money, we believe you will be well pleased with the results. You will be protecting your family's eyesight, too.

PERHAPS the reason why a woman office-seeker usually isn't successful is that when she throws her hat into the ring nobody can figure out what it is.

"Lady, if you will give us a nickel my little brother'll imitate a hen."

"You mean he can cackle like a hen?" asked the lady.

"Naw," replied the boy in disgust. "He wouldn't do a cheap imitation like that. He'll eat a woin."

The latest story being whispered outside of Gestapo circles in Germany concerns German food reserves.

It seems that Hitler was displaying some anxiety about the food situation, so he asked Goering: "Hermann, how much longer will our

food supply last?"

"Ten years," replied Goering confidently.

"Good!" cried the Fuehrer. "I must announce that fact to my people. They'll be glad to hear it."

"People?" interrupted the surprised Goering. "Who said anything about the people? I meant for us two."

A bishop attended a banquet, and a clumsy waiter dropped a plate of hot soup on his lap. The clergyman glanced around with a look of agony and exclaimed:

"Will some layman please say something appropriate?"

The forgetful little polecat remarked when the wind changed: "It all comes back to me now."

Boss: "Say, what does this mean? Someone just called up and said you couldn't come to work because you were sick."

Employee: "The joke's on him. He wasn't supposed to call up until tomorrow!"

A lady was entertaining her friend's small son.

"Are you sure you can cut your meat?" she asked, after watching his struggles.

"Oh, yes," he replied, without looking up from his plate. "We often have it as tough as this at home."

Some time ago a young Irish farmer in the County Kilkenny was very much in love. He wanted to marry the girl, but being a shy lad he could not for the life of him ask her outright to marry him.

He felt he would choke if he tried to mention the words marry or marriage to her. So, after taking much earnest, shrewd thought on the problem, he asked her in a whisper one evening:

"Julia, how would you like to be buried with my people?"

It was during mess and the orderly officer, glaring down the long table, demanded if there were any complaints about the food.

Private Jones rose slowly and extended his cup:

"Taste this, sir," he said.

The officer took a sip, hesitated a moment, and said scathingly:

"Very excellent soup, I call it."

"Yes, sir," agreed Jones, "but the corporal says it's tea, and the cook served it as coffee, and just now I found a toothbrush in it."

Somebody told us about the girl who, when asked her war ambition, said, "I want to be an air raid siren."





Just right for a small family

FINISH UPSTAIRS BEDROOM LATER

THIS house may look tiny, but surprisingly enough, it includes a large bedroom, a small one and a separate dining room—in addition to a comfortably spacious living room and convenient kitchen!

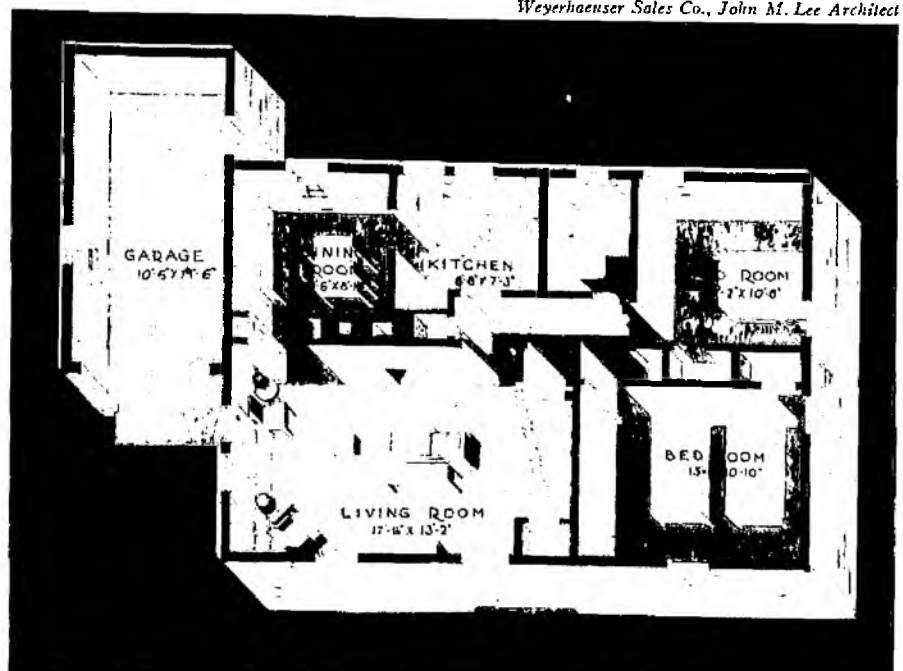
The living room has three features which appeal to most families—a fireplace, built-in bookcases, and a closet for guests' wraps.

Each bedroom has a generous-sized closet adjoining it, and there are two more closets opening off the hall. Cross ventilation in the bedrooms will be appreciated in hot summer weather.

Because the basement is under the entire house, space is provided for a recreation room as well as a light and pleasant laundry room.

Why not add this magazine to your collection of floor plans, color schemes and ideas for your home of the future?

Weyerhaeuser Sales Co., John M. Lee Architect



THE ROSY ASPECTS

of Tomorrow's Home

LET'S put on our rose-colored glasses and take another peek at the home of tomorrow! Of course, we could be like the many skeptics who feel keenly their responsibility to disparage the idea that tomorrow's home will be at all different from today's. We believe, however, that it's much more fun to live in anticipation of a bright future than to be dour pessimists, always belittling!

We admit that it may take years and maybe even decades to perfect some of the inventions that we are hearing about these days. But the future would be terribly dull unless it held the promise of better things ahead. It is typically American to look ahead, so let's do just that right now.

Tomorrow's home interiors may be sleek, modern and functional, but they will also be comfortable and inviting in appearance. A recent tendency to carry the modern theme too far, sometimes resulting in stiff, uncompromising atmospheres, has been recognized and corrected. Clever architects and decorators are cooperating to insure our having cordial, expressive rooms in the future.

One thing is "for sure." A great majority of the families who are planning to build postwar homes have a splendid financial start toward home ownership. American wage earners are doing a splendid job in purchasing War Bonds each

and every pay day, and thousands of these purchasers will apply their Bonds on down payments for homes. Savings accounts, too, are mounting to amazing totals. It seems likely that a great proportion of these accumulated funds will help pay for postwar homes, too.

When the subject of electronics with all its infinite possibilities comes up, we *do* keep our fingers crossed. However, now that we have dared



to broach the subject, we'll plunge headlong!

Imagine the blissful comfort of swinging the car up the drive on a cold, dark night, merely pressing a button on the dashboard and presto! the garage doors open wide!

Walky talky has been highly successful in the Signal Corps, so perhaps it won't be long before we can chat with family members and friends who are some little distance away, without telephones.

The people who can't tolerate heavy bedcovers are fascinated by the promises of tubes in the home of





tomorrow which will emit discriminating wave frequencies that will warm only the blood of the persons in the room. Fresh air fiends can fling the windows high, even though the temperature has just hit a new low, and settle down for the night with just a sheet if they *must* be covered. Wear and tear on blankets will be reduced to a minimum—or maybe blankets will become obsolete!

With home owners (both present and future) becoming so well informed on solar heat these days, though, the man of the house may be more than satisfied to let the sun take over part of his responsibility for heating the house. Certainly there's nothing more pleasant than to sit in the path of the sun on a chilly day and absorb its penetrating rays. Let's plan by all means to make good use of Old Sol in heating our homes.



Prefabrication gives promises of amazing revisions in our present-day methods of home construction. One manufacturer in a Midwestern state is actually producing attractive, small prefabricated homes at the rate of one every twenty-five minutes.

He has worked out quite a variety of ways in which each of his houses can be made to look entirely different from the others—in addition to variations in the size, number of rooms, and floor plan chosen. The result is, his houses *aren't* as alike as two peas in a pod. He believes in

offering the customer a choice regarding window boxes, corner quoins at outside wall corners, gutters, trim around doors and windows, shutters, the porch design and baseboards.

This same man says that we will have plastic windows which will withstand the impact of a baseball without even cracking.

Plastics, like electronics, seem to lead would-be conservative editors on to making downright rash predictions! But in the plastic paradise that some people are dreaming of, this versatile product may be used for the exterior of our homes, as well as for dozens of uses inside the home.

Plastic-plywood will undoubtedly be used in the home of tomorrow. This term may apply to layers of wood veneers which have been sprayed with plastic resins. Plastic-plywood structures may be achieved in almost any size, shape or design. Walls, cabinets, partitions and shower stalls will be made of this material. Plastic faucets, doorknobs, water spouts, stair rails and venetian blinds, bedsprings, and woven plastic upholstery all seem quite probable for the years ahead.



'Tis said that not only will we order an extra room at nine in the morning and have it installed, furnished and lived in by noon of the same day, but that the "trade-in" value of an extra room or a used house will lessen considerably the

cost of the new prefabricated house we want. These used homes will be refurbished and sold as second-hand houses.



The constant possibility that good, solid families of a certain community may become disgruntled and pull up stakes, house and offspring and move on to a better town should keep all city planners on their toes. People won't have to tolerate poor schools, unsanitary living conditions or any other undesirable features of one town when it will be such a simple matter to move to a better one.



A home you can clean by turning the hose on it may be just a few years away, and of course the ease and low cost of this kind of upkeep will have widespread appeal.




Windows which roll up like car doors may be popular, thus eliminating forever the annoyance of broken window pulleys.



Please remember that all ideas expressed herein aren't promised for any set date. Revolutions always take time!

Buckles AND Buttons



Three black satin bows, pulled through dull, gold-finished buckles, make dramatic trim on the front of an afternoon dress . . . Two strips of contrasting color grosgrain ribbon and a round, tailored buckle combine to give a smart touch to a plain dress . . . Bright and gay is the plaid ribbon bow, held secure by an attractive round buckle. Junior Misses are fastening bows of this kind on their shining hair, sometimes just above a cluster of curls on the neck and sometimes atop the head. Matching bows are often fastened on the pocket or lapel of a shirtwaist dress or suit to give a bright color touch.

BUCKLES are fashion's newest favorite, and smart women are using both buckles and slides in new and ingenious ways this Fall. They buy the buckles and slides at the button counter and choose any bit of ribbon, suede or felt to make the bow. A safety pin wired or sewed to the back of the cross bar makes the buckles "pinnable."

Button power is strong in the Fall fashions, too. Not just rows of regimented buttons that trim or outline, but individual buttons that "work." And even as they button up, they double their importance by being decorative as well. Several factors contribute to the fashion importance of buttons this Fall:

Leading designers find that "trim-

ming allowances" stretch further when supplemented with dramatic buttons. Home sewers find that the finished styling of smart buttons helps immeasurably to give a professional touch to home-sewn clothes. Finally, women with a dress to "revive," find that buttons which are *conversation* pieces also prove good *conservation* pieces. They bring fresh charm and 1943 style to last year's frock or suit.

The spotlight is on bigger and bulkier buttons, rather than on strips of smaller buttons. Big buttons used to be heavy buttons, for they were not only wide in diameter but thick, as well. But originators of smart fashions in buttons have introduced a featherlite button this Fall. It is made of plastic, is hollow inside, and even the largest sizes sit lightly on the sheerest wools and thinnest crepes.

One of the smart buttons of the year comes in this featherlite group. Its design motif is two graceful, curled plumes, highly embossed on a corduroy-like background. (See button pic-

ture at extreme right, top of this


Big buttons top the fashion parade this Fall. Reading from right to left, two-tone plume and gardenia patterned buttons are featherlite—made of plastic and hollowed out inside . . . The next two are gold and silver lacquered plastics that replace the metals gone to War . . . Then come two buttons that have whimsical domino and thumbtack motifs . . . The new fashion interest in satin trim on dull crepe is repeated in two dull-and-shiny classics . . . Nailheads create bright detail on wood discs, and are used too on plastics in tortoise shell or jet editions . . . Two hand-tailored buttons follow, one a very tailored style and done as a lover's knot, and the other looks very much like a tempting tangle of licorice.

page.) The tips of the plumes are in a lighter shade than the rest of the button.

A stylized gardenia, with raised petal tips outlined in a lighter shade, patterns another of these featherlite buttons. Both the plume and gardenia buttons are available in ten of the newest costume colors, and in gold and silver metallized versions, too.

Nailheads decorate wood buttons—Outstanding is a rosewood button, slightly curled at the rim in flower fashion. The rim is serrated to effect petals, and a tiny gold nailhead is centered in each petal.

Chinese influence—The Chinese influence is strong in ready-to-wear.



Opaque plastic discs are smoothly carved in shallow, scooped-out motifs, reminiscent of China's highly prized water-worn stones. In green, these buttons resemble well-worn jades. A more dramatic pattern in the Chinese mood is a button whose rim, like the Wall of China, rises as it swirls around the edge. This rim, textured in rock-like ridges, is tipped in a lighter shade, thus giving the popular two-tone effect.

New process produces gold-and-silver type buttons—Metal buttons are "out for the duration," but plastic buttons sprayed with gold and silver luster, then baked, make an excellent substitute. The lovely, satiny finish of these new metallized versions will keep them favorites long after priorities are just a memory and, because

these buttons do not tarnish, bend or dent, they promise great satisfaction to the wearer.

There is a simple disc button, carved in a pinwheel pattern that swirls out from a ball center. Dressier in mood is a square gold plaque button, carved around the edge and piled high in the center with a cluster of golden fruit and leaves.

Some of these gold and silver buttons have rims carved in ropelike patterns. Others have treebark surfaces. Still others are hand knotted into knobby buttons. These are good companions for tweeds, rougher woollens, velveteens and sweaters.

Buttons for "dazzle"—Pastel plastic, looking like crystal is studded with pastel-colored rhinestones to make "dazzle" for party dresses. The col-

ored rhinestones look new and fresh. Fewer stones are used, and carved effects on the underside of the plastic are often added to give design detail. A square, cupped button carved in sunray pattern has just a small center mound of rhinestones. Another button rimmed and centered with rhinestones takes on delightful daintiness by the use of pin-striping the plastic base.

When you shop for buttons and buckles this Fall, you may not find just the thing you had in mind, but you will find a fascinating array of new and intriguing merchandise to dress up your Fall wardrobe.

Four bulky buttons in graceful plume design, studded two on each side of the hooked closing, lend a decorative touch that makes this suit outstanding. This is an excellent suit for winter because it is designed without a collar and can be worn with either blouse, vestee or scarf to fit comfortably under a winter coat, thus giving the extra warmth we want this year. The suit ensembles smartly with an accordion brimmed sailor designed by John Frederick's. The buttons are hollow inside and featherlite, despite their bulk.



This pretty Miss chooses a slide to match the scalloped buttons on her suit and, pulling a tri-fold of grosgrain ribbon through the slide, wears it "bow tie" fashion. The slide is bought at the button counter and is made into a brooch by simply sewing or wiring a safety pin to the center bar. The bows can be made of bits of ribbon, suede, felt or leather.

Buttons, distinctive enough to be conversation pieces, dress up this sheer wool frock, made in dark purple with contrasting V insets. These attractive buttons have a purple background, with miniature, bright colored plastic flowers applied on the discs.

Suitable for Fall



The suit your brother left behind him has a patriotic duty, too. It can serve you well as a made-over jacket and skirt. Imagine the economy of owning a wool suit at the price of a pattern and a spool of thread! One of brother's worn-at-the-shoulder shirts can be transformed into a smart blouse.

This up-to-the-minute set of cap and gauntlets is a pretty and practical accompaniment to your sport clothes. It is good looking and makes possible a considerable saving on these two important accessories. A hat and a pair of gloves for one dollar or less is an economy no crocheter will want to miss.



Although trim suits are the American woman's uniform, there's nothing harsh or regimented about their 1943 lines. LBS restrictions notwithstanding, the autumn gadabout at the right achieves a subtle-soft flattery.

Joan Leslie, the sparkling-toed partner of Fred Astaire in "The Sky's the Limit," chooses black. Deftly pulled in at the waist and closed with a single button is the trim jacket. Well within legal limits is the clean-cut skirt, flared just enough for walking ease.

Joan dramatizes her youthful features with a white crocheted diadem cap, starched white bow-blouse and white gloves. Bag and shoes are of suede.



A WAR TIME RESPONSIBILITY TO THE HOME FRONT!



Keeping Funds Available for Home Buying and Repairs

Housing of a nation at War is vital to Victory. For upon comfortable living conditions depends the morale of the nation and the producing ability of its people.

Today, as in peace times, our institution con-

tinues to accept its responsibility by aiding families with their housing problems. You'll find our counselors eager to assist in working out plans for the financing of needed home repairs and maintenance work. Families seeking satisfactory living conditions are helped through our practical home purchase loan plan.

Now as always you will find our service fast and friendly; money is readily available.

Financing with a Specialized Institution

Your home loan arranged by us gives lasting satisfaction. Not only is the plan tailor-fitted to your income, but you are always able to deal directly with the actual lender of the funds. Complete co-operation is yours should unexpected emergencies necessitate temporary adjustments of the payment loan. Such

personal service can only be had when you finance where loans are kept "at home."

Come to our office and a few minutes talk with one of our friendly loan officers will show you how simple and easy our long-term, low-total-cost financing plan is. Let us give you full details.



**NILES FEDERAL SAVINGS AND
LOAN ASSOCIATION**

302 E. MAIN STREET

TELEPHONE 528

NILES, MICHIGAN



Return Postage Guaranteed
NILES FEDERAL SAVINGS AND
LOAN ASSOCIATION
302 E Main Street Niles, Michigan

Sec. 562, P. L. & R.
U. S. POSTAGE

PAID

Niles, Michigan
Permit No. 153

W. A. Stanner
541 Oak
Niles, Michigan

cyf

ALL-STAR SAVINGS PROGRAM *for* FUTURE ALL-STARS!



★ *It's Safe*

Safe until these growing youngsters need extra funds to pay for college education.

★ *It's Profitable*

Extra dollars of earnings are added regularly to the amounts invested for their future. The account grows steadily, building for big things ahead.

★ *It's Ready When You Need It.*

Our savings plan is a long time plan designed to help you make adequate provision for your family. Starting now, you'll have enough to take care of emergencies and anticipated future requirements, with *an all-star savings program for your all-stars.*



**NILES FEDERAL SAVINGS AND
LOAN ASSOCIATION**

302 E. MAIN STREET

TELEPHONE 528

NILES, MICHIGAN

