

Home Owner's

THRIFT GUIDE

1949 - 50


CATALOG

For Fall and Winter

A HANDY, CONDENSED
REFERENCE GUIDE
FOR EVERYTHING IN

PLUMBING and
HEATING

MORE
BARGAINS
INSIDE



GUARANTEED BOILER

A streamlined boiler, complete with an attractive insulated jacket. Efficiently designed — in a compact design — to insure maximum fuel savings and long-lived trouble-free performance. Complete with grates for hand-firing. Other sizes listed on page 6.

\$166



The MONTROSE Bathroom

All three fixtures — 5-ft. built in Bathtub, handsome Lavatory, free-standing Uni-Toilet — complete with chrome fittings. This and other bathrooms are fully described on Page 12.

\$109
COMPLETE

54" MAGIC MAID CABINET SINK
The greatest bargain in a cabinet sink that we have ever offered. It's a special purchase, and we pass the savings along to you. Read about it on Page 20.

\$79

ONE COMPLETE STORE
COURTEOUS EFFICIENT SERVICE
AT ALL TIMES

OPEN

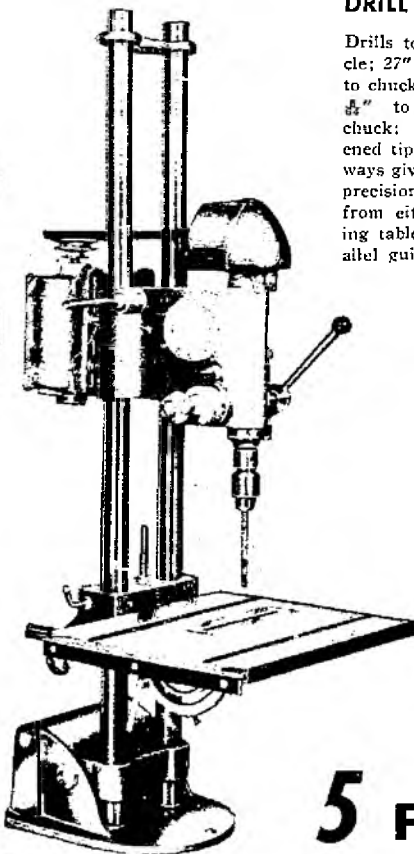
MONDAY WEDNESDAY FRIDAY
8 A. M. 'TIL 9 P. M.
TUESDAY THURSDAY SATURDAY
8 A. M. 'TIL 6 P. M.

MORT CO.

ESTABLISHED 1900

4th and Girard Ave., Phila. 23, Pa., MA 7-4426

YOU GET ALL THIS WHEN YOU BUY A



DRILL PRESS

Drills to center of 15" circle; 27" max. distance table to chuck; 4 1/4" spindle feed; 5/8" to 1/2" Jacobs key chuck; 5/8" 6-spline hardened tip spindle. Two steel ways give extra support and precision. Work can be fed from either side. The tilting table has a unique parallel guide.

HORIZONTAL DRILL PRESS

Same specifications as drill press above . . . but *no limitation* on length of work to be drilled! You can drill anything you can get into your workroom! It has permanently grease-sealed ball bearing action. Mitre gauge gives you a work guide.

DISC SANDER

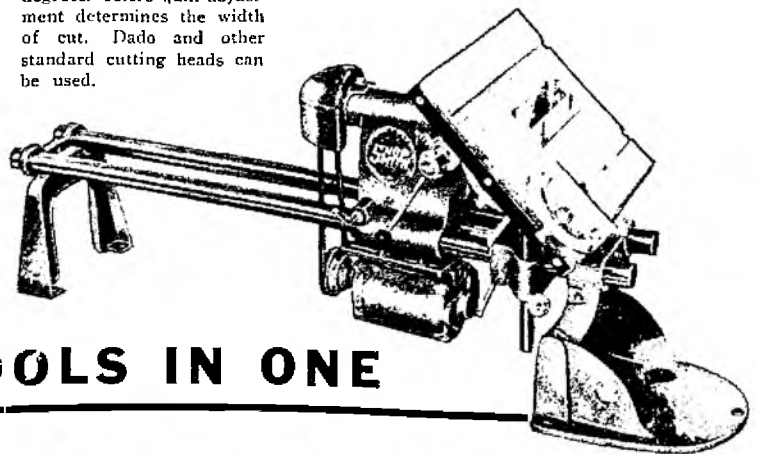
12" disc; 14 1/4" by 17" table; mitre gauge graduated to 60 degrees. Rip fence and mitre gauge assure accuracy in squaring, mitering, and finishing. Operator can face work instead of operating from one side. Tilting table is larger than usual abrasive-disc tools.

LATHE

34" between center with 15" swing; quill feed 4 1/4"; speeds, 800 to 3600 RPM. Tool-rest is always parallel to work . . . fingertip pressure slides it along the centerless ground and polished steel ways, locks it in any position! Face plates and accessories available.

8-INCH SAW

Depth of cut 2 3/4"; 12 1/2" by 17" table . . . with extension, 54" by 17"; 46" max. between fence and blade; table tilts and locks in any position up to 60 degrees. Micro quill adjustment determines the width of cut. Dado and other standard cutting heads can be used.



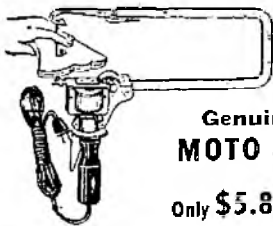
5 POWER TOOLS IN ONE

The Shopsmith is a precision-built machine, weight 200 lbs., a compact unit 59" long and 21" wide.

\$169⁵⁰

without motor

With special design SHOP-SMITH 1/2 H.P. ball bearing motor . . . \$199.50



Genuine
MOTO SAW
Only \$5.85 Post paid


Coppered SASH CHAIN



Steel copper covered chain. Will last a lifetime. 100 feet to bag. Packed with fixtures.

Bag of 100 ft. . . **\$1.88**

High Speed Electric. Large capacity. No limit to length of stock it will handle. Just guide it. Price complete with 3 blades. Additional blades 60c a doz.



Complete Weather Stripping Line-up Here

BRONZE WEATHER STRIPPING		WOOL FELT	
Heavy 1 1/4" bronze weather strip with nails. Corrugated to prevent wind whistling. Per 100 ft. roll. . . .	\$3.45	For all around weather stripping. 1 1/2" wide. 20 ft. in rolls. . . .	\$0.19
AUTOMATIC DOOR BOTTOMS		RUBBER AND WOOL FELT	
For all doors.		For window stripping. In 10 ft. rolls. Only23c
24"	\$1.75	BRASS THRESHOLDS	
30"	2.25	For front or rear doors. Complete with screws.	
32"	2.25	32"	\$2.10
36"	2.50	34"	2.20
BRASS AND FELT DOOR BOTTOMS		36"	2.35
Complete with screws.			
32"	\$0.35		
36"	\$0.40		



SAVE 1/3 ON EVERY-DAY TOOL NEEDS

Choose tools of serviceable quality. Just the kinds you need for doing those odd jobs around the house . . . priced at great savings.

- | | | | |
|---------------------------------------|--------|-------------------------------------|--------|
| (A) Hammer | \$0.79 | (G) Husky Wrench | \$1.89 |
| (B) Hatchet | .89 | (H) 10" Brace | 1.29 |
| (C) Plumb. Household Axe | 2.49 | (I) Brace Bits, Guaranteed. | .72 |
| (D) Disston 26" Saw | 2.50 | (J) Pointing Trowel | .15 |
| (E) Comb. Pliers, Guaranteed. | .65 | (K) Wood Chisel | .59 |
| (F) Screw Driver, 8" | .39 | (L) 9" Smooth Plane | 4.29 |

If the tools you need are not shown, visit our store . . . see the complete displays of quality tools. We carry complete lines of tools for ordinary everyday use to the finest types that skilled workmen require . . . all at the lowest possible prices.



Insulate Against "Lost Heat"—Save up to 40% on Fuel

LOOSE ROCK WOOL INSULATION	MICA PELLETS	KIMSUL BLANKET INSULATION
40 lbs. to a bag. Each bag covers 25 sq. ft. 4 inches thick. Fireproof. Easily installed. Just pour it in loose between ceiling rafters. 25 bag lots. Per bag	An all-mineral fill. Pours easily to uniform depth. Insulates against heat, cold, and fire. Vermin and rodent proof. Covers 17 sq. ft. 3" thick. 4 cubic feet bag.	Double thick. 16" or 24" wide. Packed in rolls of 100 square feet. Ideal for sidewalls and slopped ceilings. Per roll
\$1.35	\$1.65	\$6.95

MORT QUALITY IS GUARANTEED QUALITY

Why Mort Co. can give you ROCK BOTTOM PRICES



If the price situation has you confused, you can be glad you have this catalog. It's your assurance of buying plumbing and heating, at least, at the very lowest "rock bottom" prices . . . right now. You don't have to wait six months or a year for lower prices. We can give them to you now—today! Here's why . . .

We don't expect prices to drop still further . . . but nobody can be sure. If our costs from the factory should come down, we shall immediately reduce our price to you, regardless of the price in this catalog. So, you are always sure of buying at the very rock bottom price.



1 PRICES HAVE DROPPED. The manufacturers of plumbing and heating have recently cut their prices—not piddling little reductions, but really deep slashes that bring prices close to normal.

2 WE'VE WATCHED OUR STOCKS. Through our system of inventory control, we have kept from building up large stocks. We have no merchandise bought at old, high prices that had to be moved before we could reduce our prices.


3 WE'VE PASSED ALONG EACH REDUCTION. Our policy is to keep prices just as low as we can. Every last penny that prices have come down at the factory level has been passed right on to you.

4 WE'VE JUMPED THE GUN ON SOME DROPS. In preparing this catalog, we've checked with our suppliers on the price trend for the next few months. Where prices look as if they will be dropping, we've anticipated our lower costs and set our catalog prices lower to take care of the reduction.

5 WE'RE BUYING FOR LESS NOW. We have joined with almost a hundred other large plumbing and heating distributors throughout the country to form the Associated Purchasing Corp. Through mass buying, we are able to buy for still less, and we pass the savings on to you.

6 WE'VE STREAMLINED OUR WAREHOUSE. We have put into effect a new system of warehousing that has almost eliminated the human handling of material. We're able to give faster service at a lower cost . . . and less expense for us means lower prices for you.

Every item offered by us meets or exceeds the U.S. Bureau of Standards specifications and those of nationally known testing laboratories. Our materials carry the seal of approval of the National Supply Association of America and are accepted as first grade by leading plumbers, contractors, architects, and experienced buyers.



Save ON INSTALLATION
Both PLUMBING & HEATING

If you do not already have a plumber or steam-fitter in mind for your job, consider the 5 big advantages of our flat-rate installation department:

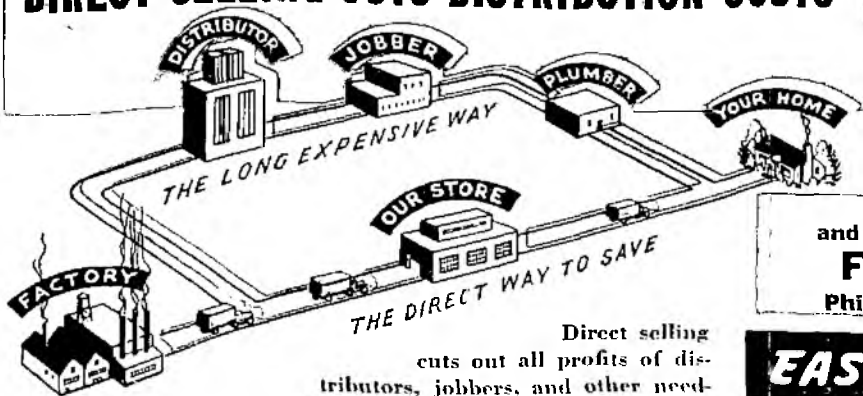
1. You save on the price of materials.
2. Due to our large-scale operations, you save on labor.
3. Your job will be properly installed under the requirements of all local plumbing and heating laws.
4. Your entire job, both labor and material, will be guaranteed by one responsible concern.
5. You can pay for the complete job in easy payments.

GUARANTEE

Every article in this catalog is GUARANTEED by nationally known manufacturers and ourselves against any defect in workmanship and material. If you are not satisfied with any merchandise bought from us WE WILL RETURN YOUR MONEY.

If you have not bought from us before, ask your neighbor about us. Or refer to Dun and Bradstreet, Inc., Pennsylvania Company For Banking and Trusts—or any bank or trust company. Mort Co. Est. 1900.

DIRECT SELLING CUTS DISTRIBUTION COSTS



Direct selling cuts out all profits of distributors, jobbers, and other needless "middlemen." We buy our merchandise direct from the factory in carload lots. The price you pay is the factory price plus just a reasonable amount to cover our low overhead and one small profit. Our tremendous buying power, large volume business, and low operating costs mean additional savings for you.

BUY WHERE YOUR DOLLAR DOES THE MOST FOR YOU . . .

Every item in this catalog is plainly priced so that you can make comparisons and see for yourself that our prices are right. Since our prices are so low and the margin of profit so close, we must reserve the right to adjust any price if the manufacturer increases his price to us.

and on top of everything else . . .
FREE DELIVERY
Philadelphia, Camden and Suburbs

EASY MONTHLY PAYMENTS

The prices in this catalog are our net cash prices. For a slight service charge, you can buy on our easy payment plan. You can take up to three years to pay at low cost bank rates.

With this simple plan, you make no down payment at all in most cases . . . no government inspection . . . no endorsements . . . no "red tape." All transactions are confidential.

COPYRIGHT NOTICE

The Home Owner's Thrift Guide is copyrighted 1949 by Mort Co., Philadelphia, Pa. All material in this catalog, including all illustrations and descriptions, is our property. Any unauthorized use of such material will be vigorously prosecuted in court, just as it has been in the past.

THESE SAME LOW CATALOG PRICES ARE OUR STORE PRICES — SEE OUR DISPLAYS

A HEATING SYSTEM IS A ONCE IN A LIFETIME PURCHASE

Buy an "Engineered" HEATING SYSTEM

A heating system is usually a once-in-a-lifetime purchase. It's a big investment, and you want to be sure that the company you decide upon is dependable. Here, before buying at all, you can inspect the actual merchandise on display in our large showrooms. Then, we send an experienced heating man to your home to make a thorough thermal survey. No slipshod guesswork here . . . careful measurements are taken of every room, door, and window. Only after that do we design a heating system that will be guaranteed to give adequate, uniform heat to each and every room. Installation is made by our own expert mechanics, carefully checked and supervised at every stage. Neatness, cleanliness, and efficiency are a "must" on every job. With our rigid, binding guarantee, we have got to do the job right.

Home Comfort Guaranteed

We guarantee any complete hot water heating system installed by us to heat your home to 70° F. in zero weather.

Mort Co. has installed more heating and plumbing for home owners in the Phila. area than any other contractor.

THREE WHOLE YEARS TO PAY

On our Easy Payment Plan, you can spread your payments over 36 months. No down payment is required. Interest rate is the lowest obtainable. No "red tape" . . . no endorsements. All transactions are confidential.

BASEBOARD RADIATION

Here's the last word in radiant heating . . . baseboard radiators. They are installed along the wall in place of the wood baseboard. They are so inconspicuous as to be practically invisible. And because radiators and registers are absent, you have more space and an entirely free hand in the arrangement of draperies, furniture, etc. Prices are only a little higher than for conventional radiators shown above. Send coupon on Page 7 for exact figure for your home.

Custom-Built "G-4" Aluminum Storm and Screen Windows
Made In Philadelphia By Mort — Save Manufacturer To You

OPTIONAL Screen Storage Leave 'Em In Or Out

as low as **17c** a day

Overlap Keeps Out Cold, Dust, Dirt, Wind, Rain

Glass Insulated In Rubber. No Jarring, Breaking Or Rattling

Positive Lock — Burglar Protection

Glass and Screen Easily Removed From Inside For Cleaning

Install Them Yourself and Save Still More

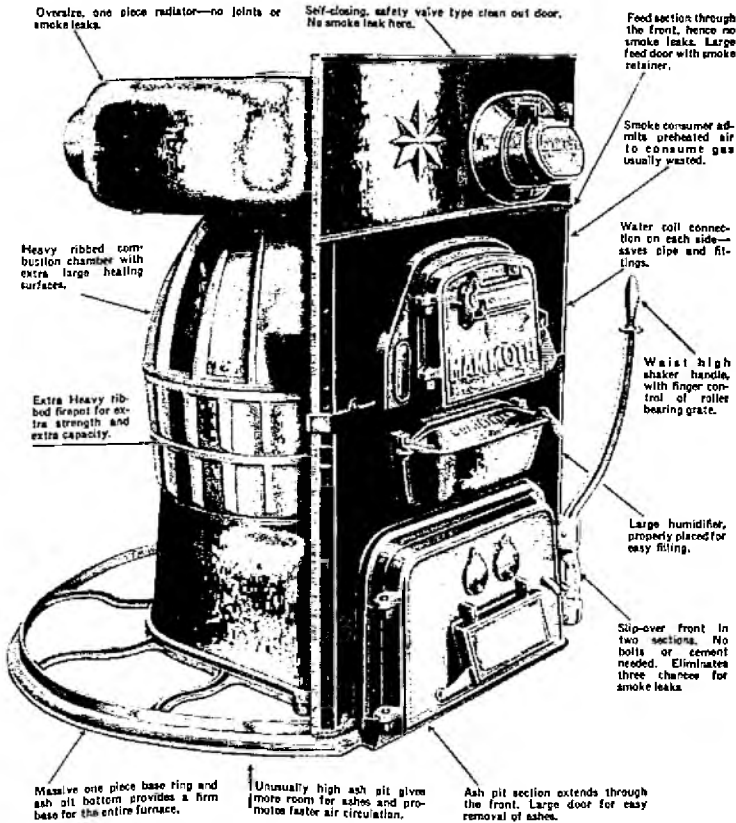
Exclusive Aluminum Safety Sill

Saves Up to 40% on Your Fuel Bill



SAVE — BUY YOUR FURNACE DIRECT

"Take off the casing," said our engineer. "Then the customer can see for himself the extra heavy castings and greater capacity of the Mammoth Furnace."



G-4 MAMMOTH FURNACE *is the Choice of Shrewd Buyers*

All Mammoth furnaces are guaranteed against any defect in material and workmanship

Here is just the furnace you've been wanting. Heavier in weight—greater in capacity—it will outwear and deliver more heat comfort than the average furnace. Its handsome appearance will dress up your basement and make it clean and comfortable for work or play room as well as provide plenty of moist, healthful warm air to every nook and corner of your home. During the seven winter months it will contribute to the health and happiness of your family.

REDESIGNED FOR MORE EFFICIENCY

The Mammoth Furnace has been redesigned from top to base to incorporate every worthwhile feature. Heavier and larger castings are used to give greater capacities and more even temperature. Larger casings to promote faster circulation. Needless joints have been eliminated to prevent gas, smoke and dust leaks. It requires less attention than ever before and extracts every unit of heat out of each pound of coal.

HOW YOU CAN JUDGE A FURNACE

The value of a furnace depends upon weight and size. The standard Code—acknowledged authority of the Warm Air Heating Industry—rates all makes of furnaces according to a rigid formula. This Standard Code shows that a 20" Mammoth Furnace is equal to many 22" furnaces. This holds true of the four most popular sizes. Size for size, the Mammoth Furnace will heat more rooms than most furnaces at even higher prices.

Note the features described in the illustration at the left. Study the chart below showing weights and ratings of the Mammoth Furnace compared with those of the three most widely used furnaces, in this area indicated by A, B, and C, and you will be convinced that it is superior in every way and the logical choice for your home.

FURNACE RATING (S. C.)					FURNACE WEIGHTS (Lbs.)				
Fire Pot	Mammoth Furnace	Three other leading furnaces			Fire Pot	Mammoth Furnace	Three other leading furnaces		
		A	B	C		A	B	C	
20"	445	380	402	405	20"	1140	870	970	1033
22"	539	470	498	483	22"	1335	1020	1140	1203
24"	645	580	582	557	24"	1475	1190	1330	1429
26"	700	710	696	659	26"	1650	1410	1520	1670
					Diam. casing inches	Stand. fire pot rating	Grate area sq. in.	Ship. weight pounds	Low cash price
					40	18	360	201	875
					42	20	445	254	1140
					46	22	539	314	1335
					50	24	645	380	1475
					54	26	700	388	1650

Lower Prices Than Last Spring.

\$124⁹⁵

MODERN STEEL FURNACES AT MORT CO.

Here is the very furnace you've been looking for! Built of boiler plate steel, riveted and welded—just like a battleship. Seams are so tight, it is impossible for gas, dust, soot, smoke or fumes to leak into the air chamber between furnace and casing and thus mix into the air you breathe. So rigid and strong, you will enjoy many years of pleasant, healthful heating comfort. Yet priced low enough, every average home can enjoy these outstanding features:

CAST IRON FRONT: Entire front is of rigid cast iron with extra large feed door and ashpit door. The streamline design adds to the appearance of modern basements.

DOWN DRAFT RADIATOR: The same economical principle used in automobile carburetors. Consumes all gases and smoke, thus saving many pounds of coal.

LINED FIREPOT: To withstand tremendous heat, the firepot is lined with Cupola firebrick, similar to large industrial blast furnaces.

DUPLEX GRATES: Made extra heavy for efficient and long service. Outer grate drops ash easily, the inner grate dumps clinkers whenever necessary.

HOT BLAST CARBURETOR: Located in the feed door. Feeds pre-heated air into the combustion chamber. Consumes hot gases and smoke for maximum heat and fuel savings.

AUTOMATIC HUMIDIFIER: Connects to water supply and furnishes water to the inner pan automatically. Supplies humidified air for more healthful heat.

COMPLETE FURNACE: Our low price includes the furnace, casing, hood, cement, check and draft regulator with chain and pulleys, poker, shaker handle, automatic humidifier and instructions.

Visit our store for more complete information on this efficient steel furnace, or any heating need.

THESE LOW PRICES ON STEEL			FURNACES SAVE YOU MONEY		
Diam. Casing Inches	Diam. drum inches	Stand. code rating	Grate area sq. in.	Ship. weight pounds	Low cash price
18	18	400	176	496	\$124.50
36	20	490	214	645	148.50
40	22	590	269	700	163.50
43	24	700	329	745	187.50

EASY TO BUY—EASY TO PAY FOR—ON OUR CONVENIENT PAYMENT PLAN



ALL TYPES OF FURNACES

We furnish all types of furnaces in addition to those shown here. If you prefer a steel furnace, a square casing furnace or any particular brand or style, visit our store.


EASY PAYMENTS

Pay less than 4% more than low cash prices for convenient monthly payments. No red tape, all dealings confidential, payments to suit your budget.

OUR STANDARD CAST IRON FURNACE

The need and use of the low-priced furnace is well known and accepted. Their ability to give performance well in proportion to their cost and economy of operation has established their reputation.

Our standard furnaces, although constructed of first quality materials, have been designed according to engineering principles which make them competitive. They will meet all requirements although their cost per rated inch is the lowest on the market. They give the most heat at the least first cost.



Our Low Price
\$69⁵⁰

Diameter casing inches	Diameter fire pot	Shipping weight	Low cash price
32	16	475	\$ 69.50
36	18	525	79.50
40	20	650	109.50
44	22	765	136.50
48	24	870	163.50

AT LAST, A ROOM HEATER THAT NEEDS NO FLUE



\$17.95


with valve \$18.95

The JARVIS PORTABLE GAS HEATER

No need for a flue . . . new patented design burns all the gas with no odors, fumes, smoke, or grease. Because of its extreme efficiency it heats an entire room for less than 1/2-cent per hour. Keeps the heat on the floor where it's needed. Complies with all safety requirements for unvented heaters. A.G.A. approved.

SAFE FOR THE CHILDREN

You'll never have to worry about the youngsters when they are near this heater. The Jarvis heater does not get dangerously hot . . . there's no open flame to burn the hands or set fire to the clothing. It's SAFE!



COPPER CONVECTORS

These modern cabinet-style convector radiators give quicker heat than cast iron radiators. Heating element made of copper tubes. Light weight, easily handled. 63 different sizes. As low as 34c sq. ft.



GAS STEAM RADIATORS

An individual heating unit connected only to your gas line. Small amount of water required is put in by hand. Just light the burner, and the automatic regulator controls the gas and steam pressure.


- 4 section \$ 62.50
- 6 section 79.95
- 10 section 112.00



Automatic Room Thermostat for all types of heating systems.

\$9.90


Keeps temperature constant within two degrees. Can be set for any temperature you find comfortable.



Water Circulator


Circulates water to most distant radiators quickly. Saves fuel.

- 1 1/2" \$47.50
- 1 1/4" 49.50
- 1 1/2" 55.00
- 2" 59.50




Deluxe Governor

Automatically keeps heating system full of clean water at 15-lbs. Also acts as pressure relief control \$14.20



Pressure & Relief Control

For hot water heating systems. \$6.95



New Style Radiators

DELUXE RADIATORS

These cast-iron radiators form their own enclosure . . . can be recessed in the wall. Provides both convection and radiation.

Per sq. ft. of Radiation \$1.07

SLIM TUBE RADIATORS

Price per sq. ft. of Radiation
 33" high 66c 26" high 69c
 25" high 69c 22" high 72c
 20" high 73c


Shipped direct from the factory to save handling expenses. Single radiator less than 100 sq. ft. shipped from stock at 10% additional.

Guaranteed Boilers

For hot water heating systems. Modern, compact, efficient . . . designed to save coal.


Sections	Net Rating sq. ft.	Grate Area sq. ft.	Gross Output B.T.U.	Our Low Price
3	270	1.11	84,000	\$166.00
5	470	2.00	164,000	223.50
6	605	2.50	208,000	252.50
7	740	3.00	250,000	290.50
8	865	3.50	286,000	315.50

Other sizes for hot water or steam systems furnished upon request.



Welded Steel Furnaces

Boiler plate steel construction, electrically welded. Will burn smokeless coal or regular high volatile coal. All furnaces complete with bonnet and casing.




Firepot Diam.	Stand. Code	Low Cash Price	Firepot Diam.	Stand. Code	Low Cash Price
18"	345	\$124.50	24"	628	\$187.50
20"	438	148.50	27"	754	222.00
22"	521	163.50	30"	899	289.00

Electric STEAM RADIATOR


\$26.90

Safe and convenient . . . plugs into any wall socket. Uses no more current than a modern electric iron, less than a kilowatt per hour. Ideal for bathrooms, garages, cabins, sickrooms, carrying handle.



UNIT HEATER


These overhead unit heaters are made in two styles: One can be connected to a steam or vapor central heating plant, the other as an individual heating unit. The latter style connects only to your gas line. Both are automatically controlled and air is thoroughly circulated by means of the built-in fans.
 Steam Unit Heater \$ 65.00
 Gas Unit Heater \$149.00



FURNACE BLOWERS

\$74.50


Converts any warm air furnace into an air-conditioning system. Powerful fan circulates clean warm air to every register. Efficient filters remove all dust and dirt from the air. Complete with attractive steel cabinet, motor, and filters.



EASY PAYMENTS

Complete Details on Page 3

Automatic CONTROLS for every TYPE of HOME HEATING



(A) Damper Control

Provides automatic control for hand-fired furnaces. Includes motor, thermostat, chain and pulleys, wiring \$17.95

(B) Day-Night Thermostat

Turns down heat at night and turns it up again before you arise. With electric clock. Ivory finish \$29.95

(C) Pressuretrol

For steam systems. Cuts off heat when pressure exceeds the setting \$8.40

(D) Immersion Limit Switch

For gas hot water systems. Cuts off the heat when water temperature exceeds setting \$9.55

(E) Strap-On Limit Switch

Same operation as "D" except it is strapped on surface of boiler pipe \$8.40

(F) Solenoid Gas Valve

An electric valve that opens when heat is needed and closes when thermostat is satisfied. \$9.90

(G) Relay & Transformer

Cuts current to 25 volts on one side and supplies 115 volts on the other to operate blower or circulator \$11.75

(H) Transformer

Reduces 115 volts to 25 volts to operate low voltage controls from the house circuit. \$3.25

(I) Limit Switch

For automatically fired warm air systems. Shuts off heat when furnace temperature exceeds setting \$9.70

(J) Combination Fan & Limit Switch

Acts as limit switch and also starts and stops blower \$16.45

(K) Safety Pilot

Cuts off flow of gas if pilot goes out. Includes pilot burner and thermo-couple. \$14.85


(L) Venturi Fittings

The magic suction fitting for one pipe heating systems. Provides positive uniform circulation.
 1" \$1.84 1 1/4" \$2.32
 1 1/2" \$2.78

CONSULT US FREELY — YOUR HEATING SPECIALISTS

THROW AWAY YOUR COAL SHOVEL

Change to Automatic Heat Now



\$324 Oil Fired Automatic HOT WATER BOILER

The G-4 Unit is designed, built and priced to meet today's demand for an exceptionally compact high-quality boiler-burner for the small home.


Standing only 45 inches high, with an outside diameter of only 20 inches, the G-4 has a maximum capacity of 100,000 BTU per hour and a hot water standing radiation rating of 440 square feet and steam of 285 square feet, with recommended firing rate .75 GPH.

The boiler is vertical fire tube type. Inner shell a completely welded assembly of heavy steel with full-length water leg which surrounds the combustion chamber and smoke chamber as well as completely submerging the fire tubes. Each boiler is carefully tested under 150 lb. hydrostatic pressure after welding. Long-life combustion chamber in fire box.

The G-4 has a conservative rating, quick recovery, quiet, economical operation, low stack temperatures.

The G-4 comes equipped with a removable domestic hot water coil capable of furnishing ample hot water to meet FHA requirements of 3 gallons per minute. Featured as a hot water heating unit with coil installed, the G-4 can also be furnished with or without the coil and for steam heating or hot water supply.

FORCED WARM AIR FURNACES \$189⁰⁰



The Most G-4 forced warm air furnaces are designed for use in medium and small homes as a High-Boy (Utility Type) or standard Low-Boy. Carefully selected, proved streamlined design permits low first cost plus low operation cost. These furnaces are also recommended where space is limited.

PACKAGED ASSEMBLY: Completely self contained furnace, factory assembled, wired and adjusted, assuring maximum efficiency in operation.

COMBUSTION CHAMBER: The fireboxes are built of arc welded steel plate. No joints, cements or gaskets are used, assuring complete freedom from gas leakage.

FORCED AIR: All "G-4" units have forced circulation of the warm air, assuring maximum fuel economy. 600 cubic feet per minute.


FINISH: Baked Two-Tone Hammerloid Finish.

INNER LINING: An inner lining creates a double air space between the combustion chamber and outer jacket assuring low operating fuel cost.


BURNERS: Underwriters Laboratory approved power vaporizing oil burner units engineered for low operating cost, and designed to meet the highest safety and efficiency requirements of the testing laboratories of the heating industry.

OIL FLOOR FURNACE \$119

A floor furnace is set in the floor where it takes up no usable space. It draws in floor level air, quickly re-heats it and circulates the freshly warmed air through the house. It can be used in homes with or without basements. Easy to install. All parts are precision made and each furnace is performance tested and burned before leaving the factory. A furnace with 50,000 BTU capacity will heat 4 average rooms or 3 large rooms.




DAMPER CONTROL SET



Damper Motor Package Unit with Standard Thermostat

For Coal Fired Heating Systems, can be used on steam, hot water or warm air heating systems, to provide automatic control of dampers. SAVES FUEL—PREVENTS OVERHEATING. Operates from 110 volt, 60 cycle A. C. Complete with room thermostat, control motor, wiring, chain and pulleys.

Easily installed, instructions included, only \$17.95




RADIATOR ENCLOSURES Add beauty to your rooms.

Built of sturdy furniture steel. Adds beauty and charm to your rooms, makes house-cleaning easier, and protects walls from smudge and dirt. Choose from the many styles and finishes to harmonize with the color scheme and furnishings of your home.


Every enclosure is tailored-to-fit the individual radiator. Check and mail the coupon and we will send a representative to measure your radiators and give you the exact cost.

GAS AND OIL CONVERSION BURNERS The Economical Way to Automatic Heating



\$94⁹⁰ All Automatic Controls

Converts your present coal-fired furnace or boiler to burn all grades of domestic fuel oil. Quiet and fully automatic operation with maximum heat efficiency. We can also furnish all other types of oil burning equipment . . . hot water or steam boilers, warm air furnaces, air conditioners. Check and fill out the coupon for a free estimate.



OIL STORAGE TANK

Underwriter Approved
275 Gallon Capacity

\$37⁹⁵

Fuel Tank Gauge For 44" Tanks . . . \$2.75



Mail This Coupon FOR FREE HOME SURVEY

I want more information and prices on the items checked below. Please have a representative call at my home without obligation to me.

- | | |
|---|--|
| <input type="checkbox"/> Hot Water Heat | <input type="checkbox"/> Oil Burner |
| <input type="checkbox"/> Warm Air Heat | <input type="checkbox"/> Storm Windows |
| <input type="checkbox"/> Air Conditioning | <input type="checkbox"/> Insulation |
| <input type="checkbox"/> Bathroom | <input type="checkbox"/> Kitchen |

Name

Address or R.D.

City Phone

FOR FREE HEATING SURVEY . . . PHONE OR MAIL COUPON

SAVE ONE-THIRD ON HEATING SUPPLIES



Furnace Cement
For sealing joints and repairing cracked castings. Easily applied. Hardens quickly.
1-lb. can 5 .15
5-lb. can 50
10-lb. can 1.70

Boiler Liquid
Stops leaks in hot water, steam, vapor and vacuum heating plants. Removes and prevents scale. **69c**

Furnace Lining
For lining any furnace or stove firepot without dismantling. Easily applied. **\$6.50**
50-lb. drum

Hot Water Coil
Install in furnace or boiler. Furnishes hot water without extra cost. **\$3.95**
Bronze

Fin Type Coil
More efficient than common pattern. Cast iron. **69c**
Bronze \$3.98

Furnace Coil
Especially suitable for furnaces. Ample hot water with no extra fuel cost. Hair pin type **\$2.70**

Flue Brush
Removes heat-wasting soot from furnaces. Still steel wire. Long handle. **65c**

Flue Brush
Removes soot from boiler flues. Heavy wire. Use pipe for handle. **95c**

Soot Destroyer
Throw in hot fire—soot is turned to fine white ash and escapes through chimney. Package..... **29c**

Cleanout Door
Install at base of chimney for easy clean-out of soot. Opening 5"x7". Frame **\$1.79**
8"x10"

Bronze Powder
Powder and liquid in separate cans. Easily mixed and applied. Makes old radiators look like new.
Gold Bronzing Powder 1/2 lb. 89c 1 lb. \$1.69
Aluminum Powder. 1/2 lb. 80c 1 lb. \$1.50

Bronzing Liquid
Qt. 85c Gal. **\$2.60**

Bronzing Brush
High quality **49c**

Black Asphaltum
For painting basement pipe. 1/2 pt. **35c**
Qt. **75c**


Rubber Packing
For cutting out gaskets, washers, etc. 1/2" thick. Per sq. ft. **49c**

Copper Asbestos Gaskets
The best type to use with flange unions.
2" 2 1/2" 3" 3 1/2" 4"
.28 .33 .39 .44 .50

Floor and Ceiling Plates
Neat fitting escutcheons to place around pipe at floor or ceiling.
3/4" 1/2" 3/4" 1"
1 1/4" 1 1/2" 1 3/4" 1 7/8"
20c 22c 26c

Radiator Nipple Wrench
6 sizes in one wrench, 1/2" to 2"..... **\$1.19**


Our stocks are complete for all needed Steam, Hot Water, Vapor and Warm Air Heating Supplies. If the item you require is not shown here, come to our store and you will undoubtedly find what you want at a worthwhile saving in price.



QUALITY RADIATOR VALVES

Nationally known. Heavy red brass, full-weight bodies. Precise machining insures long service. Composition handles that keep cool.


(A) Hot Water Angle Valve.....	1/2"	3/4"	1"	1 1/4"	1 1/2"
(B) Steam Angle Valve.....	\$1.10	\$1.30	\$1.65	\$2.10
(C) Radiator Union Elbs.....	1.65	2.00	2.50	\$3.20
(D) Straight Hot Water Gate Valve.....59	.75	1.00	1.75
(E) Straight Steam Valve.....	3.55	4.35	5.50	7.50
		3.75	4.60	5.90



Cast Iron Fittings for Steam and Hot Water Heating

Full weight, clean cut threads, well chamfered for easy starting.


(A) 90° Elbow.....	1/2"	3/4"	1"	1 1/4"	1 1/2"	2"	2 1/2"	3"	3 1/2"	4"
(B) 45° Elbow.....	\$.12	\$.16	\$.19	\$.28	\$.38	\$.57	\$.97	\$1.47	\$2.08	\$2.68
(C) Tee.....	.14	.17	.21	.30	.43	.61	1.04	1.60	2.20	3.00
(D) Flange Union.....	.17	.22	.25	.42	.52	.76	1.24	1.87	2.90	3.60
(E) Union.....	.38	.43	.57	.78	.95	1.20	2.18	2.76	3.32	4.06
(F) Plug.....	.05	.06	.06	.09	.12	.17	.29	.41	.63	.73
(G) Reducing Ell.....	.17	.21	.30	.44	.62	1.04	1.67	2.20	2.88
(H) Reducing Tee.....	.24	.29	.46	.60	.82	1.37	2.08	3.20	4.14
(I) Reduc. Coupling.....76	1.07	1.34
(J) Eccentric Reduc.80	.80	1.00	1.48	1.87	2.30
(K) Bushing.....	.09	.11	.12	.15	.18	.21	.30	.40	.63	.81
(L) Radiator Bushing23	.28	.43




INSULATION FOR ALL PURPOSES

- (A) Asbestos Air Cell Pipe covering. Easily installed on any hot water, steam, vapor or vacuum system. Sizes listed represent sizes of pipe to be covered.
- FOUR-PLY**, complete with flaps and bands per 3-ft. length.
1/2" 3/4" 1" 1 1/4" 1 1/2" 2" 2 1/2" 3" 4"
44c 48c 54c 60c 66c 72c 80c 90c 99c
- (B) Asbestos Paper, Soft, pliable and easy to cut. Rolls 36" wide contain about 500 sq. ft. Less than rolls, per sq. yd. 23c Per roll..... 4.95
Roll containing about 10 lbs. 1.50
- (C) Dry Paste, For attaching asbestos to heating pipes. 2-lb. bag 56
- (D) Asbestos Millboard, 1/4" thick sheet 42"x48" 2.45
- (E) Hair Felt, Cover water pipes—prevent freezing. Per sq. ft. 36
- (F) Asbestos Cement. Prevents heat loss. 140-lb. Bag. \$3.65 5-lb. pkg. .30
- (G) Mineral Wool. Efficient wall insulation. Vermin proof, fire-proof and sound-proof. Will not corrode pipes. 2-bushel bag 1.89

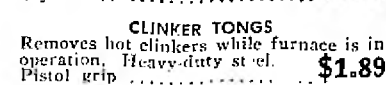
PRESSURE TANK



Water expands as heated and re-lieves into tank. Air cushion absorbs sudden pressure and water hammer. Saves fuel, keeps basement floor dry.
15-gal...\$12.75 30-gal...\$17.45



ASH SIFTER
Sifts unburnt coal from furnace ashes. Saves many dollars a year **\$2.69**



CLINKER TONGS
Removes hot clinkers while furnace is in operation. Heavy-duty steel. Pistol grip **\$1.89**

Radiator Valve Handles
Well finished black bakelite. Fits any size or make of valve. **25c** Each.....

Air Valve and Key
For letting air out of hot water radiators.
Valve 15c
Key 5c

Thermometer
A combination gauge showing altitude, pressure and temperature of water. Fits all makes of hot water boilers. **\$5.20**

Thermometers
Accurate temperature, well finished, easily read. 1/2" thread. Fits all boilers.
Straight pattern \$1.19
Angle pattern .. 1.39

Damper Regulators
For hot water boiler \$10.40
For steam boiler 7.20

Radiator Vent
Carbon post pattern for steam radiators. Each..... **75c**

Orifice Vent
For steam radiators. Adjustable orifice, brings heat quickly to slow radiators **\$2.98**

Siphon Vent
No. 1. Heavy construction. Most efficient for steam radiators. **75c**

Air and Vacuum Vent
No. 2. Maintains vacuum in steam radiators for more efficient heating. **\$2.49**

Quick Vent
No. 3. For venting basement lines. **\$4.30**

Quick Vacuum Vent
No. 5. Holds vacuum in basement lines for more efficient heating. **\$6.50**

Gauge Glass
Cut to fit your requirements. 28c
Washers, 2 for 6c

Steam Gauge
Accurate gauge for steam boilers. Registers up to 30 lbs. 3/2" face 1/2" pipe **\$2.95**

Pop Safety Valve
Automatically relieves pressure in steam boilers. Standard A.S.M.E. 1/2" pipe thread..... **\$2.72**

Try Cock
Good quality cock at a special low price. 1/2" pipe thread..... **66c**

Steam Gauge Siphon
Attach to gauge and boiler. 1/2" pipe thread..... **30c**

Pet Cock
Well finished brass pet cock. 1/2" pipe thread..... **49c**

Pipe Nipples
3 1/2" .43 54 .77 .88
4" .54 .67 .92 1.06
5" .61 .75 1.06 1.21
6" .68 .84 1.22 1.40
8" .85 1.06 1.52 1.74



HEATING HEADQUARTERS FOR THRIFTY HOME-OWNERS

Every Part For Every Furnace at Lowest Prices

Whether you are installing a new furnace or merely making repairs, you will find what you need in our complete stock of pipe and fittings, which conform to the high quality of the Standard Heating Code and are priced to save you money. Shown here are only the most frequently used items. Visit our store for correct selection.

Fittings for Second Floor Registers
The inside measurements of No. 7 pipe are 3 1/4"x10", of No. 8 pipe, 3 1/4"x12".

Wall Registers
Black.
8x10, \$1.85 8x12, \$2.60

Wall Box for One Register
No. 7 for 8x10, \$1.36
No. 8 for 8x12, 1.54

Wall Box for Two Registers
No. 7 for 8x10, \$1.58
No. 8 for 8x12, 1.72

Galv. or Alum. Wall Pipe

	No. 7	No. 8
12" long	.80	.88
15" long	1.00	1.08
24" long	1.33	1.44
30" long	1.64	1.80

Wall Pipe Ell
Galv. or Aluminum
No. 7, 1.52 No. 8, 1.56

Wall Pipe Angle
Galv. or Aluminum
No. 7, 1.20 No. 8, 1.28

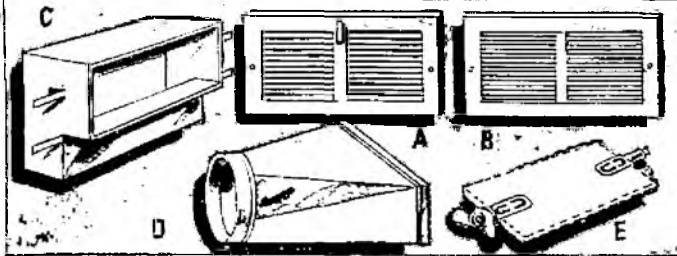
Boot, 90°
Galv. or Aluminum
No. 7, 1.75 No. 8, 1.88

Boot, 45°
Galv. or Aluminum
No. 7, 1.45 No. 8, 1.55

Boot—Straight
Galv. or Aluminum
No. 7, 1.45 No. 8, 1.55

Increaser
Increase boot collar for larger basement pipe where necessary.
8x9, \$1.22 9x10, \$1.33


We also stock single and double pipe and fittings in both old and new sizes.



SPECIAL AIR CONDITIONING FITTINGS


	10"x6"	12"x6"	14"x6"	24"x6"	30"x6"
(A) Register	\$1.65	\$1.85	\$7.00		
(B) Intake	1.05	1.15	1.25	1.85	2.15
(C) Wall Box	1.35	1.50	1.85		
(D) Boot... for 27 wall pipe	3x8x8	1.35	3x10	1.50	
(E) Quadrant Damper with lock setting to control flow of air					.30

Other air conditioning fittings listed under wall pipe and fittings.



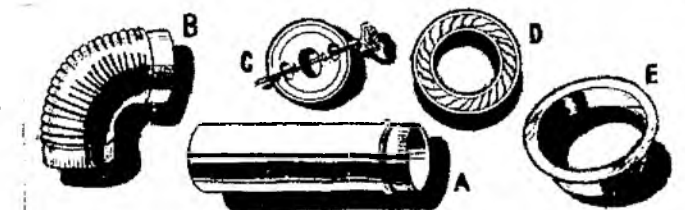
COLD AIR PIPE AND FITTINGS

	16"	18"	20"	22"	24"		
(A) Pipe per 2-foot length	\$1.90	\$2.20	\$2.55	\$2.85	\$3.33		
(B) 45° angle, adjustable, each	1.95	2.25	3.00	3.60	4.05		
(C) Elbow, adjustable, each	2.63	3.30	4.83	5.63	6.75		
(D) Draw Band, each	1.10	1.35	1.55	1.75	2.20		
(E) Ceiling Plate, each	2.00	2.10	2.45	2.75	3.00		
(F) Transition Head, each	3.75	4.15	4.70	5.30	6.00		
(G) Shoe, each	5.00	5.87	6.68	7.65	8.55		
(H) Stiffener, 4 ft. long, each					.35		
(I) Side Rail, 10 in. by 8 ft. long, each					2.38		
(J) Steel Sheet, 36"x96", each					3.30		
(K) Steel Cold 8"x30" 10"x30" 12"x30" 14"x30" 16"x30" 18"x30" 20"x30"	\$3.60	\$3.75	\$4.00	\$4.60	\$5.50	\$6.10	\$6.75



WARM AIR NEEDS AT MONEY-SAVING PRICES

(A) Filter for air conditioning furnace. Size 16"x20", 20"x20", or 16"x25"	\$1.10
(B) Dust Catcher. Catches dust and dirt. Saves decorating and laundry bills. To fit registers 8"x10" \$2.25 9"x12" \$2.28 10"x12" \$3.35 12"x14" .38	1.43
(C) Floor Register Shield, adjustable	.76
(D) Wall Register Shield, adjustable	.76
(E) Floor and Ceiling Ventilator, to convey heat from lower to upper room or through the wall. Easily installed. Size 8"x10" \$4.40—Size 9"x12" 5.75	2.35
(F) Damper Regulator for warm air furnace, with pulleys and chain	1.80
(G) Saddle Check Damper for smoke pipes. For 8" pipe, \$1.80—For 9" pipe (The following are not illustrated).	
Furnace Chain, per foot	\$.08
Sheet Metal Screws, Per doz.	\$.10
Stove Pipe Wire, standard coil	.12



SAVE MONEY ON STOVE PIPE AND FITTINGS

	3"	4"	5"	6"	7"
(A) Stove Pipe, per 2 ft. length Galv.	\$.35	\$.40	\$.50	\$.55	\$.60
(B) Stove Pipe Elbow Galv.	.30	.35	.40	.45	.50
(C) Cast Iron Damper	.30	.32	.34	.40	.58
(D) Stove Pipe Collar	.15	.15	.15	.15	.15

Smoke Pipe and Fittings
Heavy gauge construction with patented lock seam.

Pipe	
6"	\$.55 9" \$.80
7"	\$.60 10" \$.90
8"	\$.65 12" \$ 1.00

Elbow, 90°
Adjustable.
6" \$.45 9" \$.70
7" \$.50 10" \$.80
8" \$.55 12" \$ 1.10

Angle, 45°
Adjustable.
6" \$.35 9" \$.60
7" \$.40 10" \$.70
8" \$.45 12" \$ 1.00

Tea
Used frequently on smoke pipe to provide cleanout with cover.
7" 8" 9"
\$1.60 \$1.90 \$2.20

Draw Band
Serves as union on smoke pipe assembly.
7" \$.54 10" \$.71
8" \$.60 12" \$.81
9" \$.64

Cleanout Cap
Fits snugly in opening of tea.
7" 8" 9"
\$.40 \$.45 \$.55

Cast Iron Damper
Easily inserted in pipe.
6" \$.37 9" \$1.26
7" \$.53 10" \$ 1.58
8" \$.84 12" \$ 1.89

MORT CO.
prices are LOWER—
TO SAVE YOU MONEY

Basement Pipe and Fittings
Material listed below is used for floor registers on the first floor and to connect second floor wall pipe to furnace.

Floor Register
8x10, 2.10 10x12, 2.95
9x12, 2.85 12x14, 5.25

Register Floor Box
8x10, .90 10x12, 1.20
9x12, 1.05 12x14, 1.65

Blank Register Floor Box
8x10, .90 10x12, 1.20
9x12, 1.05 12x14, 1.65

Adjustable Elbow, 90°
6" 7" 8" 9"
\$.37 \$.40 \$.45 \$.60
10" 12"
\$.65 \$1.05

Adjustable Angle, 45°
6" 7" 8" 9"
\$.25 \$.25 \$.30 \$.35
10" 12"
\$.40 \$.65

Basement Pipe
Easily assembled and locked, per 2 ft. lgh.
6" 7" 8" 9"
\$.40 \$.45 \$.50 \$.60
10" 12"
\$.70 \$.85

Sheet Metal Dampers
Insert in pipe near furnace.
8" 9" 10" 12"
\$.30 \$.34 \$.38 \$.46

Casing Collars
Insert in furnace casing.
6" 7" 8" 9"
10" 12"

Paint-Up & Waterproof



6-Gal. Cans—\$2.50 a Gal.


WATER SUCTION CELLAR DRAINER



Connect to hydrant and set in whatever you want to empty.
Siphons out 330 gals. per hour

\$109

THOUSANDS OF OTHER ITEMS ON DISPLAY. CATALOG PRICES ARE STORE PRICES



Plumbing and Heating Repairs Are Easy When You Follow Thriftee's "FIX-IT-YOURSELF" HINTS

These plumbing hints are for territories that are not restricted by a local plumbing code — for communities that have a plumbing code, call on us or your local master plumber for expert help. **THE PLUMBER PROTECTS THE HEALTH OF THE NATION.**

CLOSET TANKS

Where you have a condition where your closet tank will not shut off, there are several places where a leak is likely to occur. Follow this procedure: Remove the top of the tank and look at the water level. If the water level is low and water is flowing out of the tank into the bowl, the flush valve is not closing. If the level is high and the water is flowing into the overflow pipe, the inlet valve is not closing.

A leak at the flush valve can be caused by the flushball, which becomes worn, or distorted in shape and will no longer fit tightly over the valve seat. Rust or dirt on the valve seat will also prevent the ball from fitting evenly. The thin metal wires which connect the ball to the tank handle may become bent or bind so that the ball cannot drop back over the valve seat. Check the wire guide to see that it is positioned directly over the valve seat. Check the overflow pipe . . . it may be split and the water seeping through at this point. In order to check for these defects, the water should be first shut off to the tank. If the tank is not equipped with a shut off valve on the supply pipe, the float ball can be propped up to hold the valve closed.

Where the inlet valve is leaking, shut off the supply of water. Check the big float ball to see if it contains water. If this is not the source of trouble, then disassemble the valve. Check it for worn and hard washers; examine the valve seat for pitting or a foreign object which may have become lodged there. Check for broken pivot pins, corroded rocker arms or solid arms. If these all seem to be in proper order, disconnect the valve from the tank and bring it into our store for inspection.

Here's a simple method of removing that "hard-to-get-at" plunger on a Mansfield ballcock. Remove cap, thumb screw, and arm. Remove top screw with a screwdriver. Then take the float rod and screw it into the plunger and you can pull it up and out. The thread is the same. Ask us to show you this in the store.

Closet tank lids sometimes wobble. This can be eliminated by cementing a felt or rubber washer to the underside of the lid. A small piece of adhesive tape will do, too.

CLOGGED DRAINS

On clogged drains in the kitchen, bathroom, or laundry, it is recommended first to try drain pipe opener. If this does not help, then use a force cup. In stubborn cases it is necessary to use a steel spring auger which is pushed through the line to force an opening through the clogged drain. On clogged sewer lines in the basement it is recommended first to use a force cup. If this does not open the sewer line, then it is necessary to use a sewer rod with a spearhead. If the clogging is of a serious nature, it would be best to come to our store, where we can give you specific instructions.

Closet bowls sometimes become clogged and flush sluggishly. This is caused by an obstruction in the trap. In this case, drain opener will not help. A force cup will in some cases. A closet auger is a very effective means of cleaning out the obstruction. The auger is inserted down into the bowl. The special shaped tube guides the steel spring around the turn and the spring is fed into the trap. The handle is then turned and the hook will grapple the obstruction. The steel spring can then be pulled back out along with the obstruction.

PIPE

In measuring for pipe, be sure to consider the distance the pipe goes into the fitting. Here is how much you should allow for the distance the thread enters on each end of the pipe —

1/8" pipe	1/4"
1/4" pipe	3/8"
3/8" pipe	1/2"
1/2" pipe	5/8"
3/4" pipe	3/4"
1" pipe	7/8"
1 1/4" pipe	1"
1 1/2" pipe	1 1/8"
2" pipe	1 1/4"

A ball of candlewick is a handy thing to have around. It's a "must" on pipe work where old fittings are re-used. Brass fittings and copper pipe threads, due to their comparative softness, will sometimes cause a contrary leak. This is where you need candlewick.

It is possible to connect steel, brass, or copper pipe to a piece of lead pipe without soldering. A lead to iron union is used to do the job. This fitting is iron pipe size on one end and has a lead coupling on the other. The lead is flared out and drawn up tight against the iron fitting by means of a slip nut.

Corrosion of copper tubing, lead pipe, or steel service lines will take place if the pipe is laid in a cinder-fill, owing to the effect of the sulphur compounds in the cinder, attacking the metal and decomposing it. Corrosion may be prevented to some extent, by thoroughly covering the pipe or tubing with asphalt or by encasing it in a line of terra-cotta pipe. Keep steel septic tanks away from cinder-fill, too.

Pipe sizes do not represent actual measurements, particularly in the smaller sizes. This chart will help you specify the size of standard pipe you want.

Pipe Size	Inside Diameter	Outside Diameter	Circumference
1/8"	3/16"	1/4"	1 1/4"
1/4"	1/2"	5/8"	1 3/4"
3/8"	1/2"	5/8"	2 1/8"
1/2"	5/8"	3/4"	2 3/8"
3/4"	1 1/8"	1 1/4"	3 1/8"
1"	1 1/8"	1 3/8"	4 1/8"
1 1/4"	1 3/8"	1 7/8"	5 1/2"
1 1/2"	1 5/8"	2"	5 7/8"
2"	2 1/8"	2 3/8"	7 1/8"

Pipe joint compound should be used on all pipe joints. As threads are seldom perfect, it is important to use it to make a water-tight joint. It need only be applied sparingly to the threads before the connection is put together.

Rumbling and snapping of pipes can be caused by pipework not secured to the ceiling. You can remedy this condition by using pipe straps, hooks, holdouts, and hanger iron to secure the pipe. Copper tubing should be supported every five feet and pipe every ten feet. Runs of pipe will be more rigidly supported by pipe hooks if the ends of the hooks are crossed before they are driven into the joist. The loops formed around the lines will keep them from vibrating.

Save yourself a lot of sweat and trouble when disconnecting old piping. An hour or so before starting the job, put a few drops of penetrating oil on each joint. In extremely obstinate cases, try heating the joint with a blowtorch. The expansion of the metal will usually break the rust joint, and the fitting can be taken apart easily.

COPPER TUBING

When sweating Strateline valves on Strateline work, the valve stem should be removed from the valve. This will prevent the washer from warping or burning up.

Soft copper tubing must be uncoiled before it is installed. A good method to straighten the tubing is to lay two straight-edged boards on the floor, placed a distance apart approximately equal to the diameter of the pipe. The uncoiled pipe is then laid in slot, formed by the boards, and walked upon until the tubing is straight.

Do you have trouble getting a blowtorch started? Fill the generating cup full of gasoline, apply about six strokes to the pump, light the gasoline and wait until the gasoline burns out completely. Then light a match and turn the valve to the "on" position. Hold the match under the drilled holes of the nozzle rather than at the front end of the nozzle.

More helpful hints on Copper Tubing plus complete installation instructions are on page 29.

FAUCETS

To renew a faucet washer, first shut off water to the faucet. Then, loosen the packing nut and revolve the stem out of the faucet. Use a screwdriver to remove the screw and washer. Be sure the new washer fits snug in the stem seat. Don't turn the screw too tightly, or you'll have trouble removing it the next time. Then put the stem back, tighten the packing nut and turn on the water. We'll be glad to show you the entire procedure in the store.

When the head of a faucet screw breaks off when you are renewing a washer, cut the washer out with a knife, and use a pair of long-nosed pliers to grasp the remaining portion of the screw. A drop of penetrating oil will make it come out easier.

When installing faucets or strainers, always use a layer of putty between the enameled fixture and the fitting. This will prevent leaks and provide a cushion against the strain of tightening.

Save that polished chrome finish on faucets, traps, nuts, strainers and tubular goods! Put adhesive or friction tape on the fitting before applying your wrench. It will help preserve the finish which the wrench ordinarily will mar and scar.

Renewable faucet seats can be removed or tightened with the tapered end of an auger bit or pipe reamers.

Chatter and noise in water lines is frequently caused by a worn-out washer or a loose screw in the faucet. A loose screw in a washer in the basement can cause pipes to chatter on the second floor.

Any plain end faucet can be converted into a hose faucet to make a garden hose connection by using a "water thief." Simply wet the thief washer and slip the water thief on the end of the plain faucet.

VALVES

A shut-off valve should always be installed in a water or gas line with the pressure going through the low side of the valve, so that the valve closes down against the pressure.

It is a good idea to tag every valve in the basement showing exactly what that valve controls. In an emergency there isn't time to trace lines along the cellar ceiling to see where they run. Paint handles on hot water lines red; cold handles black.

If a curb cock or street shut-off cannot be located or if it cannot be shut off when located, the line can be closed off temporarily by packing dry ice around the main line coming through the foundation. This will enable you to put in a new valve inside the house or change a washer on an old valve.

CLOSET BOWLS

When setting a closet bowl, a good plumber will fill the entire cavity surrounding the bowl outlet with plumber's putty. (Three pounds is required.) A gasket alone is not sufficient to do the job. The putty provides a bed to absorb weight and level up the bowl on the floor. Without putty, an uneven floor will create stress on the base of the bowl and cause it to crack.


Don't give up on even the most stained or discolored closet bowl. There is now a liquid bowl cleanser that almost works like magic. Just pour this cleanser into the bowl, and the stain disappears in front of your eyes.

When closet bumpers become worn, they should immediately be replaced with a new set. Worn bumpers cause stress and strain on the seat and will eventually cause the hinge to break and the seat to split.

Replacing an old toilet seat is an easy task. All you need is a pair of pliers. Just loosen and remove the two nuts from the studs, which project down through the back of the closet bowl rim. On the new seat, be sure you have washers above and below the rim. Do not draw up the nuts too tightly, and make sure the bumpers rest on the bowl evenly.

With Just These Simple Tools YOU CAN SAVE \$50 A YEAR AROUND THE HOME

You don't need an elaborate set of tools to make your own plumbing and heating repairs. Here's all you need for most jobs . . . a 10" and an 18" pipe and the average home-owner has most of these already. Expensive pipe-cutting and pipe-threading tools are not necessary, because we will cut and thread pipe to your exact measurement at our store. You'll save at least \$50 a year, too, because a plumber may not always be available immediately. The "fix-it-yourself" hints on these pages will show you how to do a lot of jobs . . . and if you'll stop in at our store, we'll show you how to take care of any kind of plumbing or heating problem.



WATER HEATERS



When installing a water heater, all couplings and also the draincock and dip tube should be installed before the boiler is set up on its legs and into position. This way, the fittings can be drawn up tightly, as the boiler will not tend to move. Always install the dip tube on the cold water inlet. You can get detailed instructions at our store.

* * *

Sediment, dirt, and scale will accumulate at the bottom of a hot water tank. Tanks should be drained periodically to keep the circulating water and the coils clear of this matter. The best time to drain a boiler is early in the morning. The accumulation has been undisturbed through the night and has settled to the bottom. Shut off the gas and water supply to the tank; open at least one faucet to prevent a vacuum; and drain off 5 to 10 gallons of water through the boiler drain.

* * *

For best efficiency, make sure the flame on your water heater is adjusted properly. This is the best method: Open the air mixer wide and light the burner. See that the flame is not over $\frac{3}{4}$ " high. Then slowly turn the air mixer until the flame is blue and leaves the burner with an even flame without jumping. The pilot flame should be throttled to a point where it will not be over $\frac{3}{4}$ " also.

* * *

Every gas water heater should be provided with a flue and draft diverter. You cannot afford to take chances with carbon monoxide or with leaking gas and possible explosions.

* * *

Pilot lights that go out may be caused by any of three things: . . .

1. A downdraft through the chimney. Remedy . . . install a draft hood on the flue.
2. A drafty basement. Make sure heater is not located in a cross-draft.
3. Pilot light too close to burner, causing pilot to go out with burner.

* * *

Copper coils on water heaters tend to take on a deposit of soot. It cuts down the efficiency, and soon the soot will emit an unpleasant odor. Coils should be thoroughly cleaned periodically. First, wipe off excessive soot on the coils with a rag. Then use a long handled wire brush to clean the coils of the remaining soot. While cleaning the coils, make sure that the burner is covered with newspaper, so that none of the soot will fall down into the small openings.

* * *

A relief valve should be installed on every hot water tank. Whether the heater is manually controlled or thermostatic equipped, there is always a possibility of neglecting to turn down the heater, or of the thermostat becoming overheated tank which is liable to burst. A relief valve provides inexpensive insurance.

A high content of lime in a water system will choke and clog the heater coils. The lime can be cleared by putting the coil in a tub of water with a mixture of Sal Soda. It will take several hours of boiling the coil in this solution to loosen the lime. Then the coil can be taken out and tapped with a piece of wood. This will clean out most of the hardened mineral.

HEATING



When a fire is started in the furnace it will sometimes smoke up the cellar. This is due to the "cold chimney" or lack of proper draft. If a lighted wad of paper is held in through the check door for a few seconds after the fire is lit, a good draft will be created in the chimney.

* * *

Warped and burned out grate bars are directly traceable to the fact that ashes have been allowed to accumulate in the ashpit under the grate. Clean out the ashpit daily to insure free circulation of air beneath the grate.

* * *

To get the most satisfactory heat from an air conditioning unit, the blower should operate for long periods in mild weather and almost continuously in cold weather. More uniform heat is obtained by circulating a reasonable volume of air continuously rather than an excessive volume of air intermittently. Heat output can be controlled by dampers. The blower should operate until the furnace is cooled and stops only when temperature of circulating air is so low that gravity circulation becomes negligible.

* * *

Cracked or leaking heating boilers and radiators can be repaired by partially draining the system, heating the remaining water, and pouring into the system a specially prepared sealer which travels to the leak and seals it from the inside.

* * *



THE COMPLETE HOME HANDYMAN'S GUIDE

Here's everything you need to know to do your own repairing, beautifying, modernizing. The A to Z of Plumbing, Heating, Carpentry, Painting, Wiring and Appliances, Masonry, Furniture Repair—all in one book! More than 1,000 How-to-Do-it pictures . . . 512 pages. 300,000 words.

Beat today's high labor costs and enjoy the home of your dreams by "doing-it-yourself." From a new closet to a whole new roof—from a new floor to a whole new modern kitchen . . . this amazingly comprehensive volume "shows you how" in simple language and pictures. Makes even the most unfamiliar job easy to do—and fun to do! This book will quickly repay its very small cost many times over.

Enclosed is \$3.95. Send me The Complete Home Handyman's Guide.

Name
Address
City State

\$3.95

Come in or mail the coupon for your copy. We'll pay the postage.

To remove air from hot water radiators, open the small vent at the top with a vent key and let the air escape until water comes. Then shut it off and the radiator is in perfect working condition.

ENAMEL WARE



To repair chipped enamelled ware, clean the surface of the break thoroughly with gasoline to remove all foreign matter. Apply liquid porcelain in thin successive coats until the thickness of the original enamel has been reached. Allow at least eight hours drying time between coats. After the last coat has dried and just before it sets, rub with alcohol to harden the surface and bring out the gloss.

* * *

Never use abrasive cleansers on bathtubs, sinks, or other enamelled ware. Enamelware has a glass finish; abrasive cleansers mar the glass finish, leaving the ware open to stains. Make sure the cleanser you are using is not abrasive, or play safe by using ordinary baking soda, or plain soap and water.

* * *

Despite what some paint manufacturers may tell you, it is not possible to paint a bathtub or other pieces of enamelware satisfactorily. It just won't work, and you can depend on that, just as you can depend upon any other information we give you.

* * *

See that workmen are careful about the fixtures when working in the bathroom. To prevent scratches, the fixtures should be covered with heavy building paper. If it is necessary for the setters or other workmen to stand in the tub, about three to four inches of sawdust in the bottom of the tub provides excellent protection against damage. Be sure to cover the strainer completely to prevent sawdust from clogging it.

SOIL PIPE



In an emergency, a crack in soil pipe can be repaired by using soil pipe cement or iron cement. A soil pipe repair plate can also be clamped over the hole or crack. Soil pipe and iron cement will dry to the hardness of the cast iron itself and the clamp will insure against further cracking.

* * *

A new method of making soil pipe joints is now approved in many localities. Pack the hub $\frac{2}{3}$ full of oakum, and then fill it with plastic lead or soil pipe cement. Just use a putty knife. No caulking is necessary, as these compounds expand as they harden.

MISCELLANEOUS

When leaving a house vacant in the winter time, caution should always be taken against freezing. This applies not only to the water lines but also to the drainage system. All traps (including drum traps) and closet bowls should be made freeze-proof by running a brine solution through them. Kerosene will also do the trick. Don't forget to drain the hot water tank and the entire hot water heating system.

* * *

Put a little vaseline on the gasket when installing a drum trap. It will make it a lot easier to remove the cover later on if it is necessary.

* * *

Shower heads that do not give a spray of normal density have become clogged with pipe scale and sediment. Many shower heads have a detachable face which can be removed for cleansing. Modern adjustable shower heads can be flushed merely by opening the adjustment screw.

* * *

If you drop a ring, beads, or any other small article down the bathtub drain, you can often reclaim it at the drum trap. The drum trap lid is usually exposed flush with the bathroom floor. This lid can be unscrewed with a wrench.

* * *

Sink traps installed years ago were connected to the waste pipe by means of soldering the casing into a brass solder ring. This is no longer necessary. A Universal coupling can be used for this connection. It is a fitting that has an iron pipe thread on one end and a slip joint on the other with a compression ring to seal the trap tightly. The old trap and solder ring can usually be screwed out by using a wrench. If this does not do, use a wood chisel and tap the solder ring counterclockwise with light blows of a hammer.

* * *

Homes having a high water pressure will have unnecessary snapping and rumbling of pipes, extra strain on all faucets, and hardship on closet valves, due to excessive pressure. This condition can be remedied by installing a water pressure regulator.

* * *

Towel bars and other objects can be attached to a plastered wall with toggle bolts.

OUR MEN KNOW PLUMBING AND HEATING AND THEY WANT TO HELP YOU

THESE LOW BATHROOM PRICES INCLUDE ALL FITTINGS AND TRIM




All with 5-ft. Bathtub
All "A-Grade" Fixtures only
All Complete with Fittings and trim

Over 300 bathrooms can be assembled from our large varied selection of fixtures. And right now they are at the lowest prices in years. Visit our showrooms now. See complete bathrooms displayed just as they will appear in your own home.

EASY PAYMENTS

Complete Details on Page 3.

Complete 7-way Adjusto shower (instead of over-rim tub fitting) with lovely shower curtain and chrome rod can be included with any bathroom for only \$17.95



\$109

COMPLETE

The MONTROSE Bathroom

\$5 down, \$5 monthly

The WARWICK Bathroom

\$132

COMPLETE

The Warwick Luxury Bathroom is made up of 5-ft. steel Corner Tub (right or left corner), free-standing "hush-type" Uni-Toilet, and chrome-legged Lavatory. All are perfectly matched and equipped with non-tarnishing jewelry chrome fittings.

This low price includes: a 5' built-in steel BATHTUB with chrome overrim tub filler and waste and overflow fitting; a vitreous china LAVATORY with sparkling chrome faucets, strainer, trap, and supply pipes; a free-standing UNI-TOILET with white seat and chrome supply pipe. Everything is all set to attach to drainage and water lines. See it on display.



The LAMONT Bathroom

\$159

COMPLETE

Three gleaming white pieces . . . 5' recess Tub of porcelain enameled steel; silent free-standing Uni-Toilet; and beautiful cabinet Lavatory. All are complete with necessary fittings in sparkling jewelry chrome.

LUX-TYLE the Luxury Tileboard
for your bathroom walls

Lovely tileboard walls will add beauty to your new bathroom. Low prices and complete details elsewhere in this catalog.



The HASTINGS Bathroom


\$135

COMPLETE

Includes 5-ft. built-in Tub of porcelain enameled cast iron, spacious Lavatory in rich Colonial design, and free-standing "hush-type" Uni-Toilet. All three are complete with sparkling jewelry chrome fittings.



COLORED BATHROOMS



... in Blue ... in Sandstone **\$159** Complete with fittings.
... in Green ... in Ivory

Add distinction to your home with a bathroom that is strikingly different. The charm and sunny warmth of color will make your bathroom really beautiful. Choose from four appealing colors—soft Blue . . . rich Green . . . Sandstone . . . gleaming Ivory. Our low price includes 5' built-in recess Bathtub, twin leg Lavatory with new pop-up waste fitting; and free-standing, silent action Uni-Toilet. Complete jewelry chrome fittings are also included.

The SCHENLEY Bathroom

\$149

COMPLETE

All three fixtures . . . roomy 5-ft. recess cast iron Bathtub, impressive pedestal Lavatory, free-standing "hush-type" Uni-Toilet . . . each complete with non-tarnishing chrome fittings.



The BEDFORD Bathroom

\$156


COMPLETE

Cast iron Tub for right or left corner, 5-ft. x 30 in.; chrome legged, shelf-type, Lavatory with new pop-up waste fitting; free-standing, silent action Uni-Toilet. Complete jewelry chrome fittings are also included.



YOU CAN BUY MATERIALS ONLY OR COMPLETE INSTALLATION

"DURALUX" STEEL BATHTUBS ARE LIGHT IN WEIGHT... LOW IN PRICE.



5-ft. Tub
Weights Only
125 lbs.

These lovely porcelain enamel steel bathtubs are easier to handle at every stage of installation. They're easier to carry up steps and put into place. Less strain on walls and supports, too. Yet with their lighter weight, they are nevertheless absolutely rigid, because they are formed of strong 14-gauge steel. Even with the extremely low prices shown here, Duralux tubs are all acid-resisting.



\$49⁵⁰

4½ ft. x 32½ in.

**\$5 Down
\$5 Monthly**

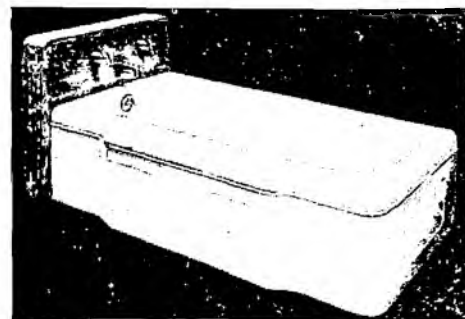
See Our Complete Display of Jewelry Chrome Fittings

To give you a wider, better choice, our bathtubs are priced without fittings. Space permits us to show only the most popular fittings here. At our stores you'll find a complete selection of every type to fit your requirements.

DURALUX Recess Bathtubs

Built-in model. Tub is recessed into wall at back and both ends. Wide raised flange for building-in prevents water seepage behind tub into walls and floor. Convenient dressing seat extends across front. Attractive stainless steel feature molding. Designed with wide, smooth, bottom and comfortable "lazy back" end. Can be furnished with right or left outlet (Left hand outlet illustrated.) Tub is 31" wide at ends, 32½" in center.

4½ ft. **\$49.50** 5 ft. **\$54.00**



DURALUX Corner Bathtubs

Corner pattern tub is finished on front and one end. Has all the features of the recess model, including dressing seat, which is 6 inches wide and 30 inches long. Tub is 5 ft. long and 32½" wide at center and 31" on end. (Choice of outlet on left or right.)

(Left hand tub is shown.) **\$62.80**



(A) Winthrop Tub Filler. Wall fitting for built-in tub. Bronze with jewelry chrome finish. You can temper the water to the exact degree **\$6.95**

(B) Art Pattern Tub Filler. Two-valve wall fitting for built-in tub. Bronze with exposed parts chrome plated. Large spout for quick filling of tub. **\$8.90**

(C) Diverter Shower Fitting. Combination fitting for built-in tub. Outer handles control water supply for tub. Center lever handle controls shower. Well constructed of heavy bronze, finished in jewelry chrome **\$11.90**

(D) Adjusto Shower. This revolutionary new fitting serves both as a tub filler and a shower. There are more than 7 different uses for this shower. We have shown them more fully on page 16. Only **\$13.95**

(E) Combination Bath-tub Waste and Overflow. Made of brass and bronze with all exposed parts chrome plated. Complete with rubber stopper and chain. **\$3.95**


(F) Trip Lever Waste and Overflow. Combination tub fitting operated by a flick of the trip lever. NO chain or stopper used. Brass and bronze with jewelry chrome finish **\$6.50**

EASY PAYMENTS
Complete Details on Page 3.

To give you a wider choice, tub fittings are priced separately.

THE FAMOUS "FOUR-WAY" BATHTUB

Made of Sturdy Cast Iron



\$64

**EASY PAYMENTS
Only \$5 down
\$5 monthly**

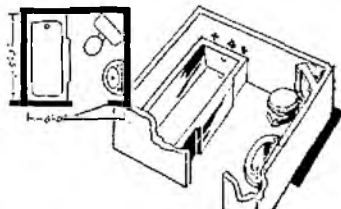
The Four-Way Tub, while designed to be the most practical bathtub ever built, also turned out to be the most beautiful. Its convenient seat extends almost the entire length. Because of its new design, there's plenty of room to stretch out and bathe in comfort. Only 16 inches high—safer for elderly persons to step in and out. Made of heavy cast iron, triple-coated with snow-white porcelain. Recess pattern. Outlet on right or left. Less fits.

4½ ft. x 31".... **\$64.00** 5 ft. x 31".... **\$69.00**
5½ ft. x 31".... **\$77.50**

USE OUR FREE PLANNING SERVICE

Let Our Experienced Plumbing Men Design a Modern Bathroom for You! You need not be puzzled because of the size, shape, or amount of material you will need for your new bathroom. Our experienced men will carefully study your proposed job, figure the exact amount of pipe and fittings you will need, help you select the fixtures, and work out the most convenient and up-to-date arrangement for you. This service is for your benefit. It is absolutely free.

Simply bring us a sketch or floor plan showing the dimensions of the room and the location of all windows and doors, and we can give you a complete price while you are at the store.



Even in a space this small you can have a full sized bathroom with room to spare.

CLASSIC Corner Bathtub



Streamlined corner tub. Finished on front and one end. Heavy cast iron, finished in lustrous triple-coated porcelain. New design... more roomy, low and easy to enter. New flat bottom gives after footings. Priced less fittings. Choice of outlet on right or left. (Right hand tub is illustrated here.)

31" wide and 5' long..... **\$77.50**

Cast Iron Tub on Legs

Although priced extremely low, this tub is of first quality. It is made of cast iron and triple-coated with the finest porcelain enamel. It is the easiest of all tubs to install, as all the connections are exposed. Pipe and fittings are priced separately. Tub is 30" wide.

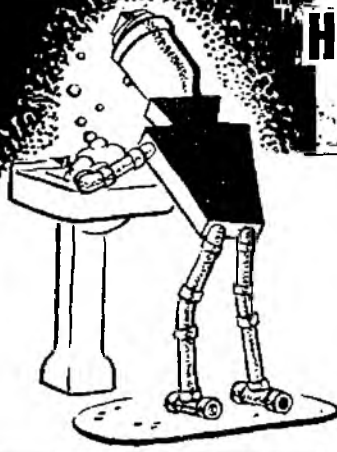
4½ ft. **\$38.50** 5 ft. **\$44.50**




VISIT OUR STORE... SEE OUR DISPLAYS... GET OUR FREE ESTIMATE

HAVE PRICES GONE SKY-HIGH?

Not on these lovely vitreous china lavatories. They are only 8% higher than before the war.



Vitreous china is still at practically the pre-war price level— one added reason why your new lavatory should be made of this time-tested material. Its smooth flint-hard surface will not stain, rust, or change color. No scrubbing, no scouring . . . just a swish with a damp cloth and a vitreous china lavatory is as brilliant and glossy as the day it was put in.




\$11.95

19" x 15"

The ECONOMY

Though it has all the newest features, this lovely streamlined *Economy* costs no more than most old-fashioned lavatories . . . and it's made of genuine vitreous china. New, low back fits snugly under window or medicine cabinet. Roomy bowl with anti-splash rim. Self-draining soap receptors. Size 19"x15", less fittings . . . \$11.95

Any lavatory can be bought for just \$5 down, \$5 per month.



The CAMEO

The *Cameo* features a deep Tri-od basin; anti-splash rim; concealed overflow; low, wide shelf. Priced less fittings.
20"x15" . . . \$13.90 20"x17" . . . \$13.90
22"x18" . . . \$17.25



The CALDWELL

The 20"x18" *Caldwell* has a high back; deep, roomy bowl; concealed overflow; anti-splash rim; built-in soap dish. Fittings priced separately . . . \$16.95

EASY PAYMENTS

Complete Details on Page 3.

JEWELRY CHROME FITTINGS FOR YOUR LAVATORY



A. Lavatory Faucet. Brass, non-tarnishing chrome finish. Incl. locknut, coupling nut, and tailpiece . . . \$1.75



B. Single Spout Lavatory Faucet. Jewelry chrome finish. Mixes hot and cold water. Cast bronze . . . \$4.95



C. Combination Lavatory Fitting. Chrome center mix faucet combined with pop-up waste . . . \$8.95



D. Special Combination Lavatory Fitting. For lavatories with back mounting, such as the *Trend*, *Vogue*, and *Nova*. Combines center mixing faucet with pop-up waste . . . \$10.25



E. Shampoo Fitting. Valve diverts water to shampoo head when wanted. Chrome-plated brass . . . \$16.50



F. Lavatory Strainer. Known as P. O. Plug. Chrome-plated brass. With chain and stopper . . . 98c

G. Wall Lavatory Supply. Brass, chrome-plated. Flexible. Pr. . . . \$1.69

H. Floor Lavatory Supply. Chrome-plated brass. Flexible. Pr. . . . \$2.75

I. Stop Valve. Straight or angle pattern. Chrome-plated . . . \$1.39



These Vitreous China Lavatories are Easy to Clean as a China Dish

(A) The *CLASSIC*. Trim lines and neat styling are set off by well-designed twin legs of sparkling chrome. Has large anti-splash bowl with concealed front overflow. Low ledged back will fit under window or medicine cabinet. Make your own choice of fittings at lowest prices.
20"x17" . . . \$19.30 22"x18" . . . \$22.65


(B) The *SARTOR*. Impressive pedestal styling adds to the beauty of the lovely *SARTOR*. Made entirely of finest vitreous china. Has new type anti-splash basin with concealed twin overflow drain. Roomy slab for toilet articles. Less pipe and fittings.
22"x20" . . . \$31.00 24"x20" . . . \$34.50

(C) The *CHATEAU*. The massive, luxurious *CHATEAU* will give distinction to any bathroom. Made of stainless vitreous china and mounted on twin legs. Large size permits both a roomy bowl and wide ledge area for toilet articles. Low back; concealed overflow; anti-splash rim. Select fittings from our complete stocks.
27"x20" . . . \$43.00

(D) The *NOVA*. Here is the latest version of a dressing table lavatory in vitreous china. It has a wide ledge for all your toilet articles. Large bowl, concealed front overflow, chrome legs. Priced less pipe and fittings.
20"x18" . . . \$33.00 22"x19" . . . \$35.95

Towel bars for any lavatory are only \$2.25 each.

SEE OUR COMPLETE DISPLAYS OF MODERN LAVATORIES



Only a few of our many lavatories are shown on this page. Visit our showrooms to see exactly what you want. Our selection includes all types and sizes and a wide range of price levels.

The WINDSOR

Add classical beauty to your bathroom with the impressive *Windsor*. Its graceful pedestal styling proves more popular, year after year. Its bowl is large and roomy. There's plenty of ledge space for toilet articles, too. Made of cast iron triple-coated with porcelain. 24"x20", less fittings . . . \$40.95

The NEW MODE


Colonial design. New, low back. Deep bowl. Snow-white porcelain on cast iron. Wall hangers included. Less fittings.



19"x17" . . . \$16.40
20"x18" . . . 17.95

The TREND

The modern *Trend* has roomy bowl, handy top ledge, porcelain enameled cast iron, less pipe and fittings.
19"x17" . . . \$16.95
22"x19" . . . 22.00



The CORNER TREND

Fits in the corner to give the utmost in space saving. Porcelain enameled cast iron. Less fittings.
16"x16" . . . \$21.00



The VOGUE

Sparkling jewelry chrome legs add distinction and charm to the new *Vogue* lavatory. Other new features include a convenient wide shelf for toilet articles; big luxury bowl. One-piece cast iron finished in triple-coat porcelain.
19"x17" . . . less fittings . . . \$22.35
22"x19" . . . less fittings . . . \$27.40
Towel Bar . . . 2.25


The ADAMS CABINET LAVATORY \$48.50

Here's the answer to the problem of storage space in your bathroom. All steel white enameled cabinet gives ample shelf space for linens. Also handy shelves on back of doors for toilet accessories. Less fittings. Size 18 1/2"x23"x28 3/4".



A SECOND TOILET IN THE HOME IS A REAL CONVENIENCE

How often have you wished for a powder room on the first floor or even an extra toilet in the basement? Now is the time to do something about it. Prices are the lowest in years and we have a large selection for you to choose from.



THE STRAND UNI-TOILET

has every modern feature

- SANITARY . . . made of stainproof vitreous china.
- EASY TO CLEAN . . . with only soap and water.
- SOILING AREA . . . under water.
- QUIET . . . no embarrassing noises when flushed.
- COMFORTABLE . . . new approved height.
- FLUSHING . . . flushes with swirling, scouring action.
- SERVICEABLE . . . built to last a lifetime.
- ECONOMICAL . . . uses 1/3 less water per flushing.

The new Strand, with tank and bowl sealed as a single unit, needs no wall support, shows no unsightly flush pipes. Genuine reverse trap water action quickly and quietly empties bowl. Maximum bowl area. Highest quality bronze fittings in tank. Priced less than . . . you make your own choice from our complete selection. **\$29.90**



This is the water action in the reverse trap Strand Uni-Toilet. Whirlpool action empties bowl. Note the high water level. No escape of sewer gas.

EASY PAYMENTS

Complete Details on Page 3.

THE ECONOMY TOILET

Only **\$19.75**

Only **\$5** monthly

An outstanding value. Both tank and bowl are genuine vitreous china. Bowl is standard wash-down type. Our low price includes all tank fittings of copper or bronze and also chrome-plated flush elbow. Toilet seat priced separately.



← THE COMPACT UNI-TOILET


The free-standing Compact is priced as low as old style toilets elsewhere. Tank rests on bowl to form a single unit—eliminating flush pipe and making cleaning twice as easy. Both tank and bowl are of stainless vitreous china. All fittings are included. Seat not included . . . you make your own selection from our large assortment of styles and colors. Complete. **\$21.95**

Our store prices and catalog prices are the same.



CLOSET REPLACEMENTS

Other closet repair and replacement parts are shown on page 25 of this catalog.



Washdown Bowl. Replaces most broken bowls. We have special bowls for all types of installations. **\$10.75**

Closet Tank Lid. Adjustable to fit various size tanks. Several patterns to choose from. **\$3.60**

Closet Tank. Made of genuine vitreous china. Includes lid and all valves and fittings. **\$15.75**

THE CLASSIC UNI-TOILET

The Classic's new design eliminates the front hump and gives greater water surface. Reverse trap provides quick, quiet, and thorough flushing with less water. Tank and bowl, both in sparkling stain-proof vitreous china, are sealed in a single unit. No flush pipe to mar its unbroken beauty. High quality tank choice from our complete selection. **\$33.00**



TANKLESS TOILET

Elongated, extended lip bowl designed for flush valve operation. Made of genuine vitreous china. Has siphon-jet flush action. 1 1/2" top spud. Ideal unit for public rest rooms, hotels, factories, etc. Delivers just sufficient water for efficient flushing. Requires 1/2" pipe or tubing for water supply. Toilet seat is priced separately . . . we have a variety of colors and styles for you to choose from. **\$23.00**

TOILET FLUSH VALVE. Efficient, trouble-free valve for use with any tankless type toilet. Chrome-plated brass. **\$16.95**



STALL URINAL

\$57

Genuine vitreous china straight front stall urinal. Easy to keep clean. Size 18"x42". Has 1/2" top inlet spud and integral flushing rim. Can be used separately or assembled in batteries.



Vitreous China Wall Urinal

For taverns, hotels, and public rest rooms. Complete with spud and integral steamer. 18"x13" . . . **\$15.50**



QUALITY TOILET SEATS



MOTHER-OF-PEARL TOILET SEAT

Beautiful flake design. Seamless finish of heavy sheet celluloid. Will not discolor, chip, or craze. Not affected by household acids or moisture. Choice of colors. Fits any bowl. **\$8.45**

SUPERIOR WHITE SEAT

This gleaming white seat will retain its original beauty for years. Will not discolor, chip, or craze. Seamless finish of sprayed white enamel. New art pattern hinge. Will fit any bowl. **\$4.75**

TOILET TANK DRIP TRAY

White enamel tray catches moisture from sweating toilet tanks. Keeps floor dry. Quickly installed under tank. **\$1.98**




White Closet Seat. Sprayed seamless finish. Well constructed. Complete with cover and attractive chrome hinge. Will fit any bowl. **\$3.65**

Child's Toilet Seat. Makes training easy. Ideal for traveling. Collapsible for easy storage. Fits over regular toilet seat. **\$2.67**



URINAL FLUSH VALVE.

Chrome-plated brass. 1/2" inlet. **\$13.95**




Open Front Seat. Solid rubber—can't split. Completely sanitary. Fits any bowl. Black, less cover. **\$5.95**

With cover. **\$9.90**
Heavy Oak Seat. Natural Wood Seat. Sanded, polished, stained and varnished. Complete with cover. **\$4.25**
Fits any bowl

WE SET OUR PRICE POLICY DURING THE DEPRESSION . . . AND WE'VE NEVER CHANGED IT


THERE'S NOTHING LIKE A SHOWER TO PEP YOU UP



All-Steel, White Enameled SHOWER CABINET


ONLY **\$39.90** COMPLETE
 \$5 Down \$5 Monthly
 Includes curtain and all fittings.

An ideal all-steel shower cabinet for bathroom or basement. A necessity, too, in tourist homes, cabins, factories, etc. Sturdily constructed throughout. Made of heavy gauge steel with baked white enamel finish. Has black enameled non-slip receptor. Plenty of room inside, 71" x 32" x 32". All accessories included; chrome plated brass shower valves; ball-joint shower head; soap dish; shower curtain; curtain rod; curtain pins; chrome plated strainer. Shower can be installed on either right or left side.



CONVERTO SHOWERS

For homes where a permanent shower is desired and concealing the pipes is impossible.
 (A) For Recess or Corner Built-in Tub. Replaces over-rim tub filler on wall. Water can be diverted to shower or tub. Chrome finish. \$16.95
 (B) For Old-Style Tubs on Legs or Base. Fastens to wall and ceiling with brackets. Includes large chrome curtain ring. \$26.90



Gay Shower Curtains


They thrive on cold splashes and steaming hot showers... won't stick, crack, or harden. Made of the latest pliable plastic. A wide range of colors. Full 6'x6' size. \$1.98



- (A) Shower Tieback, lustrous chrome. Complete with hook, chain, and screws. 40c
- (B) Curtain Pins, rustless jewelry chrome. Dozen 30c
- (C) Straight Chrome Curtain Rods, for 5" recess tubs. Includes flanges and screws. \$2.35
- (D) "L" Curtain Rod for Corner Tubs. Complete for 5" tubs. Screws and flanges included. \$4.50

Speakman "ANSTREAM" Shower Head

This chrome, self-cleaning shower head is built on an entirely new principle. It is completely adjustable—you can have a Needle Spray for stimulation, Normal Spray for relaxation or Flood Spray for a non-splashing rinse! Just turn the lever—it's as easy as that—for a wide range of spray, from a soft, gentle rain shower to a fine, tingling needle shower. Fits any standard shower connection, old or new. \$8.95



SHOWER HEADS



- (A) Stamped Brass Shower Head, large size, chrome plated. \$5c
- (B) Ball-Joint Shower Head, cast brass head and arm with swivel joint and escutcheon. Chrome finish. \$2.45
- (C) Power Shower Head, self-cleaning adjustable spray, cast brass, jewelry chrome finish with swivel joint. 95c

BATH AND SHAMPOO SPRAY


SPECIAL

79c

COMPLETE



Ideal for shampoo, shower and rub down. Tiny bristles invigorate the skin. Fits all faucets.



- (A) Square Portable Shower. Fifty percent more room than round type—keeps shower curtain from clinging to your body. Slip-on connector fits any faucet. Chrome plated brass, less curtain. \$6.35
- (B) Round Portable Shower. A great convenience. Quickly installed to wall with two flanges. Large curtain ring. Metal parts brass, chrome plated. Less curtain. \$3.95

SEVEN WAYS TO ENJOY THE NEW "ADJUSTO" SHOWER It's a Tub Filler and Shower All in One



10 Year Guarantee

ADJUSTO SHOWER
\$13.95

If you were willing to spend \$50 for various kinds of showers—you still could not get all the features of the ADJUSTO, the modern all-purpose shower. The ADJUSTO adapts itself to dozens of uses... see seven frequent ways illustrated here. ADJUSTO fits old or new tubs. It's instantly adjustable to any position desired. Water can be directed just where you want it, in either a gentle or a forceful spray. A half twist of the patented head gives a full solid stream of water (not a spray). This head is of the new "power"



FOR CHILDREN'S BATH



FILLS THE TUB



CLEANS THE TUB

type and is self-cleaning. The ADJUSTO is easy to install. All parts are in one compact unit. It is sturdily constructed of prime bronze, guaranteed for 10 years, but built to last a lifetime. Triple-plated with sparkling jewelry chrome.



ADJUSTABLE TO ANY HEIGHT



NO BATHING CAP NEEDED



FOR A SITTING SHOWER



IDEAL FOR SHAMPOO

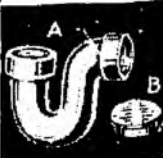
UTILITY SHOWER \$6.95

For basements or industrial use. Complete with heavy brass valve, wall bracket, riser pipe, soap dish, and adjustable swivel joint power shower head.



SHOWER MIXING VALVE
 Mixes hot and cold water to give you the exact temperature you want. Bronze with chrome finish. \$9.90

(A) Shower Trap. For shower stall installations. Cast iron with 2" pipe outlet. \$1.65
 (B) Shower Strainer. Chrome plated brass. \$1.30




EASY PAYMENTS

Complete Details on Page 3.

GLORIOUS WALLS OF LUX-TYLE

Looks like tile! Cleans like tile! Colored like tile!




The Luxury
Tileboard

24c
SQ. FT.


Comes in Easy-to-Handle
4-Ft. x 4-Ft. Panels

Look at the low price . . . lower than it has been in years. Then compare the quality. This is first grade tileboard, the kind that usually sells for six to seven cents per sq. ft. more. Plan now to install colorful LUX-TYLE in your bathroom or kitchen. With these hard surfaced, brilliantly beautiful, tile-like panels, you can make the smartest of interiors and at a very low first cost and absolutely no upkeep at all. Visit our store; see all the beautiful colors displayed actually as they would appear in your own home.



COMPLETE SELECTION OF TILEBOARD MOLDING

In addition to the moldings listed here, we can also furnish any other type of metal molding that you might need around the home.



(A) Cap Molding.
Plain black or black with white line. Per foot 23c

(B) Base Molding.
Plain black or black with white lines. Per ft. 29c

(C) Panel Molding.
Serves as division strip between bottom and top of room. Plain black or black with white line. Per ft. 22c

(D) Inside Corner.
Stainless steel. Per ft. 18c

(E) Outside Corner.
Also stainless steel. Per ft. 18c

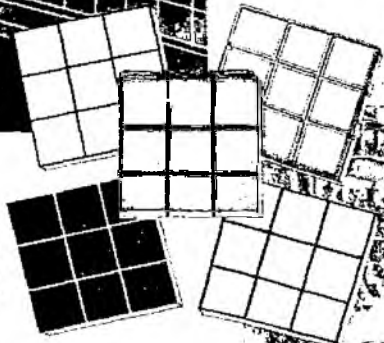
(F) End Bar.
Can also be used as a neat cap molding. Stainless steel. Per ft. 18c

(G) Panel Molding.
Used for many decorative effects. Stainless steel. Per ft. 18c

(H) Adhesive Cement.
Water-proof cement for applying tileboard. Per pt. 90c
Per gal. \$2.65


Bathub Molding.
(not illustrated)
Makes possible a perfect installation of tileboard around the bathtub. Complete set. \$4.95

See all the beautiful LUX-TYLE colors on display at our store.




LUX-TYLE IS EASY TO CLEAN

It's as easy to keep sparkling as a china dish. Simply wash it with warm water and a soft cloth. Dirt doesn't cling to Lux-Tyle. It wipes right off, so you can wash down a whole room in just a few minutes. Lux-Tyle's glorious surface, too, is not affected by any of the elements that tend to destroy ordinary wall finishes under normal use, such as heat, water or steam. It will give you years and years of service.



LUX-TYLE IS EASY TO INSTALL because it comes in large panels

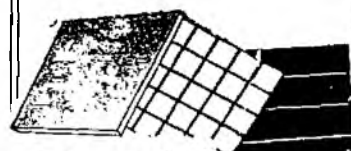


Unlike wall coverings that come in small pieces and require a perfectly smooth wall, LUX-TYLE can be applied over walls that are slightly irregular or out of line. It comes in easy-to-handle panels that can be sawed, nailed and planed like lumber with ordinary carpenter's tools. It will not split, crack, craze, or chip. It is the easiest of all wall coverings to apply. Practically any home owner can do the job himself. We will show you how in the store, and we will give you complete written instructions, too. You can't go wrong.

JUST BRING IN A SKETCH

We'll figure everything you will need in tileboard, moldings, cement, etc. Just bring a simple sketch of your room, showing the dimensions and the location of windows and doors. We will do the rest.

If you want, we'll be glad to quote you an exact price for having tileboard applied by our own expert workmen.



Mor-Tile

TILEBOARD

For the very best quality, specify MOR-TILE, the nationally famous tileboard. MOR-TILE can be supplied in either 4x4' or 4x8' panels at the same low price. MOR-TILE Deluxe has a bright glossy finish; Velvetex has a rich satin finish.

PLAIN COLORS: Solid color panels ideal for upper walls and ceilings or for entire rooms. Velvetex, per sq. ft. **32½c**

TILE PATTERN: 4" squares give the appearance of tiled wall. Velvetex, per sq. ft. **32½c**
Mor-Tile Deluxe, per sq. ft. **45c**

HORIZONTAL LINE: Scorelines 8" apart for the latest architectural effects. Mor-Tile Deluxe, per sq. ft. **45c**

EASY PAYMENTS

Complete Details on Page 3

ENJOY BEAUTIFUL WALLS Now . . . USE OUR EASY PAYMENT PLAN (Details Page 3)

LOVELY BATHROOM CABINETS

Styled Right . . . Priced Right



Only a few of our bath-room cabinets can be shown here. Visit our store to see our complete displays.



The HOUSTON
\$7.65

ANY OF THESE CABINETS WILL ADD SMART BEAUTY TO YOUR BATHROOM



SHELVON Cabinet

The answer to the ever-increasing need for more shelf space. In addition to the 4 regular shelves, the Shelvon has 4 extra shelves built into the back of the door. It practically doubles the capacity. Puts every item within finger-tip reach. All-steel cabinet with 23 3/4" x 13 1/4" plate glass mirror, stainless steel frame. Takes wall opening 19" x 14 1/2" **\$15.95**

EASY PAYMENTS

Complete Details on Page 3.

(A) DeLuxe CABINET. Recess type. Decorated plate glass mirror, size 24" x 16". Seamless, one-piece drawn steel construction . . . no sharp corners to collect dirt. Three adjustable bulb-edge glass shelves, razor blade drop, tooth brush holder. Piano hinge door. Fits wall opening 19 3/8" x 13 1/2". Only **\$18.95**

(B) Castle CABINET. Twin chrome-plated brackets give brilliant light for shaving or make up. Completely wired. On and off switch mounted on side of frame. Venetian plate glass mirror. Mirror size 20" x 14". Auto body steel construction. White enamel baked-on finish inside and out. Two adjustable plate glass shelves. (Fits wall opening 16 3/4" x 12 3/4".) Razor blade drop, tooth brush holder **\$24.95**


(C) Houston CABINET. Beautiful framed clear-glass mirror. Mirror size 22" x 14". Recess cabinet of auto body steel. White enamel finish. Two roomy shelves, tooth brush holder, razor blade drop. Piano type hinge. Fits wall opening 16 3/8" x 12 1/4". Complete with screws and washers ready to insert in wall. Our low price **\$7.65**

(D) Flora CABINET. This lovely steel cabinet comes with two full size fluorescent lights mounted on chrome brackets. Provides plentiful non-glaring light. Equipped with plug-in electric outlet, too. Plate glass mirror, with stainless steel frame, measures 24" x 16". Fits wall opening 19 3/4" high x 13 5/8" wide. **\$24.95**



CLEARVIEW Cabinet
\$11.95

Beautiful frameless Venetian mirror. Mirror size 22" x 16". Recess cabinet of auto body steel. Easy-to-clean rounded inside corners. Baked white enamel finish. Two roomy shelves, tooth brush holder, razor blade drop. Shock-absorbing bar-and-spring door stop. Fits wall opening 18" x 14".



PARKWAY Cabinet
\$36.95


A space for "hers"—a place for "his" in individual compartments, plus the extra utility shelf! A Safe-T-Chest, too, in the upper corner. Keeps a toddler's prying hands from drugs and poisons. Adults open it with a secret button on the top. Bonderized, rust resistant steel with plate glass mirror. Overall size 25" x 19". Fits wall opening 21" x 16 1/2".

ECONOMY Cabinet
\$4.79

Baked white enamel inside and out. Gracefully arched mirror, size 20" x 14". Channel frame all around mirror provides strength and rigidity to the door. **\$4.79**



PERK UP YOUR BATHROOM with These Lovely Jewelry Chrome Accessories



These lovely chrome accessories will add sparkle to your bathroom—convenience, too. They are perfectly matched, smartly styled, easy to clean. To insure long life of the lustrous chrome finish, they are triple-coated—first with pure copper, then with

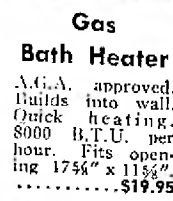
a coat of nickel, and finally with a heavy coat of chromium. Can be easily and quickly installed in tileboard, tile, or plain walls. All mounting screws are concealed. Flanges cover rough joints neatly.

- | | | |
|---|---------------------------------------|---|
| (A) Soap Holder \$1.49 | (F) 18" Towel Bar \$2.25 | (K) Tumbler and Tooth Brush Holder \$1.79 |
| (B) Recessed Soap Holder 3.10 | (G) 24" Towel Bar 2.40 | (L) Recessed Tumbler Holder 2.85 |
| (C) Recessed Soap & Grab Bar 4.39 | (H) 30" Towel Bar 2.50 | (M) Recessed Tissue Holder 3.35 |
| (D) Tissue Holder 1.60 | (I) Tooth Brush Holder 1.10 | (N) Tumbler Holder 1.40 |
| (E) Glass Shelf 3.20 | (J) Robe Hook75 | |

These catalog prices are our exact store prices. You pay no more for the privilege of seeing and examining before you buy.





Electric Bath Heater
Built into the wall. Fits recess 7 3/4" x 13". Fan draws cold air from floor and circulates warm air. Complete with bright chrome grille. **\$19.50**



Gas Bath Heater
A.G.A. approved. Builds into wall. Quick heating. 8000 B.T.U. per hour. Fits opening 17 5/8" x 11 5/8". **\$19.95**

The New "JET PUMP"...

a deep well pump that need not be installed directly over the water source



Delco Wellmaster Pumps and Water Systems are designed and built by Delco Appliance Division, General Motors Corporation. Back of the Delco Water System you buy stands the GM reputation for quality. In keeping with other General Motors products, Delco Water Systems represents the best equipment that skilled engineering minds can devise, the finest that today's American industry can produce.


DELCO JET DEEP WELL SYSTEM

Capacities up to 900 gals. per hr. For wells in which water level is up to 100 feet deep.

Only one moving part. The rugged impeller, heart of the Delco-Jet, is dynamically balanced to insure smooth, vibrationless operation and long life. Capacitor-start Delco motor with built-in overload control. Life-time lubricated—no oiling necessary. Simple construction. For wells from 2" to 8" in diameter.

\$151⁸⁵

Complete with Tank and Fittings



\$123²⁵

Complete with Tank and Fittings

Buy your new pump on our **EASY PAYMENT PLAN!**
Only \$5 down, \$5 monthly.



ASBESTOS ROOF COATING

Renews your roof for less than 1c per sq. ft. One coat does the job! 5 gallons covers 200 to 400 square feet. Easy to apply... just brush it on. This tough coating forms a watertight blanket over the roof. It seals cracks, joints, seams. Can be applied over all roofs except wood shingles. Made of long fibre asbestos and asphalt.
1-gal. \$.85 30-gal. \$13.75
5-gal. 2.75 50-gal. 24.30



GLAZING-CAULKING COMPOUND

Keeps out drafts and moisture around doors and windows. Can be applied to any surface. **\$2.69**
Caulking Gun 79c; gal. 2.89
Caulking Compound, qt.60
Caulking Compound, tube—use as caulking gun60

THE HOME INCINERATOR

A Safe, Sanitary, and Convenient Way to Dispose of Household Waste and Rubbish



\$39⁷⁵ 2-bushel capacity

Get rid of messy, smelly rat-breeding garbage cans full of maggots. Install a basement incinerator that will burn all your garbage and burnable rubbish. (It's a must in gas heated homes.) Fuel-less type... needs no fuel except the waste material itself. Fast burning... no odors. Circulates the heat... keeps the basement dry and comfortable. Save the ashes. They contain lime and potash and are valuable to garden soil.

EASY PAYMENTS


Complete Details on Page 3

THE NEW SANI-TANK

ALL-STEEL SEPTIC TANK

\$24

200-gallon size complete



No chemicals used. No attention needed. Heavy gauge copper-bearing steel. Asphalt coated to prevent rust and assure long life.

200-gal. tank, 48" x 38" \$24.00
300-gal. tank, 60" x 38" 28.75
500-gal. tank, 60" x 52" 48.75

Grease trap to prevent sink grease from entering septic tank \$14.50



PAINT AND COLOR HEADQUARTERS

"IT'S ONE COAT MAGIC"

DU PONT DUCO

The Easiest-to-Use Enamel

For furniture, walls and woodwork. Brushes easily and flows out free of brushmarks to a tile-like finish. Quick drying and very easy to keep clean. 18 modern colors.

PINT, only **\$1.30**

ELECTRIC CELLAR DRAINER

\$26⁹⁰

Keep your cellar dry. Protect your basement from floods and water drainage with this automatic sump pump. Working parts of heavy brass. Easy to install. We will show you how.



SEE BEFORE YOU BUY... VISIT OUR STORE AND INSPECT THE ACTUAL MERCHANDISE


"MAGIC MAID" CABINET SINKS

Our Own Brand . . . We Guarantee It to be the Best Value Obtainable

Through the biggest mass buying deal we have ever had—made in conjunction with almost 100 other large plumbing distributors throughout the country—we are able to offer these "better grade" cabinet sinks at these low prices. Despite the extreme prices, these units are equal in construction to any cabinet sinks on the market, regardless of price. We are exclusive distributors for "Magic Maids" in this area.

EASY PAYMENTS
Only \$5 Down
\$5 Monthly

54"
MAGIC MAID
\$79



54" MAGIC MAID CABINET SINK

One of the top specials in this catalog. Big double drainboard model with spacious dishwashing bowl . . . holds all your dishes at one time. Newly designed within the last five months, this latest "Magic Maid" includes all the most recent developments in cabinet sink design, such as the new flatter top that provides more usable work surface.

Pipe and fittings priced separately. **\$79**

ONLY THE MAGIC MAID GIVES YOU ALL THESE FEATURES

- ★ Acid-resisting sink
- ★ Triple-coat porcelain finish
- ★ Spacious drainboards
- ★ Deep dishwashing bowl
- ★ Scientific, no-strain height
- ★ Sturdy furniture steel cabinet
- ★ Brass glides on all drawers
- ★ Extra storage space. More than 20 cu. ft. in the 54" Magic Maid
- ★ Streamlined, no projections to snag hose
- ★ Genuine DuPont Dulux finish, as on expensive refrigerators

IMPORTANT NOTICE

These cabinet sinks are for sale. We do not believe in advertising an item at a very low price to "bait" you into the store and then trying to high-pressure you into some more expensive line. We have these cabinet sinks in stock and we definitely want to sell them.

EASY PAYMENTS

Complete Details on Page 3

JEWELRY CHROME FITTINGS

SELECT EXACTLY WHAT YOU WANT FROM OUR WIDE, VARIED STOCK



A. Ledge Faucet. Latest and most popular type. Finished in non-tarnishing jewelry chrome. Center mixing spout. Plastic "keep-cool" handles. Handy extension spray optional.

Less spray. . . \$ 7.50
With spray. . . 10.75

B. Swing Spout Faucet. Fits any sink. Has removable soap dish. Solid brass, triple-plated with jewelry chrome.

\$6.95

C. Sink Faucet. Plated brass. Good quality. Fits any sink.

\$2.48

D. Double Duty Strainer. Eliminates dishes. Both a stopper and strainer. Removable basket catches food scraps. Chrome-plated brass.

\$2.35

E. Sink Strainer. Fits any sink. Removable. Brass, chrome finish.

\$1.45

F. Sink Trap. Wall type. Satin chrome finish. 1½" size.

\$1.95

Other faucets, strainers and traps shown elsewhere in this catalog.



42" DELUXE MAGIC MAID

Especially desirable for small rooms where space is limited but high kitchen efficiency is wanted. Equipped with 1 drawer, 3 doors, sliding wire shelf, wire lid rack. Priced less figs. Right or left drainboard.


\$66



54" DELUXE MAGIC MAID

Extra drawer space galore in this deluxe model. Five big drawers plus two roomy compartments, wire shelf, wire lid rack, removable utility shelf. One drawer is divided for cutlery. Fittings priced separately.

\$95



66" DELUXE MAGIC MAID

All the features listed to the left plus the double bowl. Cuts dishwashing in half. Wash in one bowl; stack in the other; spray with extra hot water. No need to dry. Let dishes dry in the air the germ-free way.

\$113




We can furnish the sink frames and metal moldings you will need, too.

LOW PRICE SINK BOWLS for building your own cabinet sink

Build your own sink-top. You'll have the exact size you need and save money too. These sinks are all finished with a triple coat of Hard Lustre porcelain. Acid-resisting, too. Extra deep bowls.

- 20" x 18" Vitreous china, single bowl. \$ 9.50
- 24" x 18" Porcelain steel, single bowl. 10.65
- 24" x 21" Porcelain steel, single bowl with ledge. 12.25
- 24" x 21" Cast iron, single bowl with ledge. 22.80
- 32" x 21" Porcelain steel, double bowl with ledge. 18.95
- 32" x 21" Cast iron, double bowl with ledge. 37.90

ANY SIZE . . ANY TYPE OF CABINET SINK



Do you prefer wood or steel for your new cabinet sink? We can give you either . . . in any size. And your sink top? Is your choice stainless steel, linoleum, formica, porcelain steel, or cast iron? We have them all. There are far too many to show them all on these few pages. Visit our store and see our complete displays.



42" Apron Sink. One-piece cast iron. Finished in triple-coated porcelain . . . acid resisting; easy to keep clean; stays bright for a lifetime. Your own choice of fittings at lowest prices. 42" sink, right or left drainboard.

\$45.80

42" Roll Rim Sink. Similar to above. Has roll rim instead of Apron front. Can be used as it is or you can build a cabinet under it. Right or left drainboard. Less fittings.

\$35.15

INSTALLATIONS You can make your own arrangements for installation, or if you prefer, you can have our plumbers do the job for you. The choice is yours.

20 Not a Penny's Difference Between These CATALOG PRICES and our STORE PRICES


THE BEST KNOWN KITCHEN OF THEM ALL . . . YOUNGSTOWN

The Youngstown name on kitchen equipment represents true value . . . fine craftsmanship at a sensible price. Whether you need just a single cabinet or a complete dream kitchen, you will do well to say "Youngstown." Then you'll be sure of sturdy all-steel construction, glistening white enamel, matched "open stock" design. You'll have a kitchen that is the pride of your home, the show-place of the neighborhood! You can plan the kitchen arrangement you want from the Youngstown models listed below. Better still, stop in at our store, where you can see the actual cabinets on display. Our kitchen planning experts will work with you and lay out the best arrangement for the space you have available.



**A Really COMPLETE
Youngstown
KITCHEN**


**Down
to the Last
Elbow and Tee**



Sure, we will plan your new kitchen with lovely Youngstown wall cabinets and base cabinets . . . but we won't stop there. We'll give you expert help on the all-important material you need to install your kitchen—soil pipe, copper tubing, vent pipe, valves, traps, fittings—the whole works, down to the last elbow and tee.

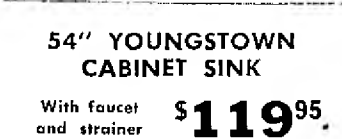
THESE LOW PRICES INCLUDE FITTINGS, TOO

Youngstown is not a high-priced line. Despite its quality, its prices are right down with the very lowest. Remember, in making comparisons, that these prices include chrome faucets and strainers. The two units below are the same quality as the Deluxe Kitchenaiders at the left, except for less drawer space.



**42" YOUNGSTOWN
CABINET SINK**
\$79.95 With faucet
and strainer

You would never expect such a low price on a genuine Youngstown cabinet sink . . . but here it is. No skimping on Youngstown quality. Can be furnished with either right or left hand drainboard. Only \$5 down, \$5 per month.




**54" YOUNGSTOWN
CABINET SINK**
With faucet
and strainer **\$119.95.**

Double drainboard Youngstown cabinet sink with two drawers and four doors. Same sturdy construction as in every other Youngstown unit. Pay just \$5 down, \$5 per month.

FREE PLANNING SERVICE

Visit our store to see our complete kitchen displays. They're set up just as they would appear in your home. Bring a sketch or floor plan with you. Our planning experts will then show you the most convenient and modern arrangement for your space. This service is free. There is no cost or obligation on your part.



EASY PAYMENTS
Complete Details on Page 3

• INSTALLATION •

You can make your own arrangements for installation, or if you prefer, you can have our plumbers do the job for you. The choice is yours.

Look at These Low Prices on Youngstown Cabinets

(A) **42" DELUXE KITCHENAIDER.** Ideal for limited space. Crams a lot of storage space into just 3 3/4 feet. Has two wide, deep drawers on brass runners (one for cutlery), plus two large compartments for bulky articles. Includes spray faucet and basket strainer. Choice of right or left drainboard **\$119.95**

(B) **54" DELUXE KITCHENAIDER.** See all the working area you get on each side of the big bowl! Other exciting features include five drawers and two compartments (oh, what storage space!), sliding shelf, removable cutting board and divided cutlery drawer. Complete with spray faucet and basket strainer. **\$159.95**

(C) **66" DELUXE KITCHENAIDER.** All the features of the 54" model, plus twin sink bowl that cuts dishwashing time in half. Complete with chrome faucet, 2 strainers, and waste connection. **\$199.95**

(D) **48" SINK AND TRAY COMBINATION.** Twin bowl model with one regular bowl and one extra deep bowl. Sliding drainboard covers either bowl. Complete with fittings. **\$169.95**

(E) **WALL CABINETS.** With this large selection of sizes, just about any space can be accommodated. All cabinets are 13" deep, front to back.
18"x18" hi. . . \$19.95 18"x30" hi. . . \$24.95
21"x18" hi. . . 20.95 21"x30" hi. . . 28.95
24"x18" hi. . . 23.95 24"x30" hi. . . 29.95
30"x18" hi. . . 24.95 27"x30" hi. . . 31.95
36"x18" hi. . . 29.95 30"x30" hi. . . 33.95
15"x30" hi. . . 21.95 36"x30" hi. . . 38.95

(F) **CORNER WALL CABINET.** Puts idle corner to work in L-shaped or U-shaped kitchens. Extends 25" along each wall. 30" high, 9.4 cu. ft. storage. Holds 169 dishes without cramming **\$35.95**

(G) **UTILITY CABINETS.** These tall cabinets add a finishing touch to your model kitchen. Broom cabinet has large compartment for vacuum cleaner, mops, brooms, etc. Linen cabinet has extra shelves. Both are 21" wide, 84" high, 13" deep.
Broom Cabinet \$56.95
Linen Cabinet 60.95


(H) **ROLLING DOOR CABINET.** Fits under wall cabinet. Door slides up out of way. Two compartments keep condiments and small articles handy. 18" width. \$19.95 24" width. \$22.95

(I) **WHAT-NOT SHELF.** Decorative shelves to fit beside wall cabinet. 30" high **\$11.50**

(J) **BASE CABINETS.** Hefty handsome cabinets to keep every kettle under control . . . to give you "acres" of working surfaces at just the right height. All are complete with heavy gauge black linoleum worktop.
15"x36" \$53.90 27"x36" \$67.90
18"x36" 55.90 30"x36" 71.90
21"x36" 61.70 36"x36" 83.90
24"x36" 64.90

(K) **BASE CORNER FILLER.** Turns the corner in an "L" or "U" shape kitchen, still retaining the continuous surface. Extends 25" along each wall. **\$32.95**

(L) **MULLINAIDER AUTOMATIC WASTE-DISPOSER.** Forget you ever heard of garbage. The Mullinaider grinds your food waste into tiny particles and washes it down the drain. Fits all Kitchenaiders and most other sinks, too **\$119.95**



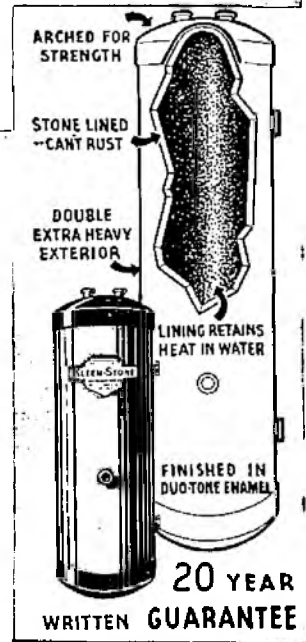
IMPORTANT:

Youngstown prices are set at the factory. Should there be any reduction in prices we will immediately change our prices. We will not be undersold



Twenty Year Written Guarantee
with every Kleen-Stone . . .
"IT CAN'T RUST"

A Kleen-Stone boiler can't rust . . . it's completely lined with stone. It can't wear out; it can't corrode. Water touches nothing but the sanitary stone lining . . . it comes to you *clean enough to drink*. This same stone lining also serves to keep the heat in the water. It acts like a giant Thermos jug—saving fuel, permitting no wasted heat. The tank itself is made of heavy steel to resist even extreme pressures. So it's stone that holds the water and steel that holds the pressure. That's why it is possible to give a *written* guarantee of 20 years with every Kleen-Stone. A Kleen-Stone Boiler will replace your galvanized or copper range boiler. No need to change gas or water lines. A wide variety of sizes are available.



A MORT INSTALLATION—

assures you complete satisfaction. There is no divided responsibility—our own master mechanics do the complete job. This assures faster, cleaner workmanship and a more dependable installation. Complete in every detail.
No sub-contracting results in lower cost to you and more value in the job. Mort Co. has installed more heating and plumbing in the Philadelphia area than any other contractor.

Size Inches	Capacity Gallons	Price
12x60	28	\$31.95
14x60	36	41.95
18x60	60	79.45
20x60	75	92.50
24x60	110	104.95

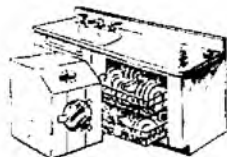
Automatic Storage WATER HEATER

\$49⁵⁰



A completely automatic underfired gas water heater at a very economical price. Attractive white enamel insulated jacket . . . with snap-action thermostat and safety pilot. Also includes gas valve and draft hood. Extra heavy galvanized tank. 20-gallon capacity.

Make Sure the Kleen-Stone You Buy is Large Enough for Your Future Needs!



Some time within the next 20 years you'll be having an automatic laundry and dishwasher and perhaps other world-saving appliances. The life-stream of all of these is a plentiful supply of hot water . . . so make sure when you select the size of your 20-year guaranteed Kleen-Stone that it will be large enough for all your future needs. (We recommend a 45-gallon size.)



Automatic KLEEN-STONE Hot Water Heater

\$55 COMPLETE

Stone-Lined Boiler with 20-Year Written Guarantee, Insulated Copper Coil Heater, Snap Action Thermostat and All Fittings

\$5 Down, \$5 Monthly

Gas automatically turned off and on as more or less hot water is required. Saves steps. No need to light or turn down heater. Saves gas . . . boiler is never overheated. No wasted fuel, and yet there is always plenty of clean hot water. This low price includes the complete hot water assembly—rust-proof Kleen-Stone Boiler, guaranteed in writing for 20 years; insulated Double-Quick Heater with copper coil and safety flashlighter; automatic snap-action thermostat; brass boiler unions; dip tube; copper circulator; boiler and heater coupling; draincock; and boiler stand. Everything is included up to the gas and water lines. A wide range of sizes from which to choose.

24-gal. . . \$55.00	33 or 28-gal. . . \$57.00	45-gal. . . \$65.00	60-gal. . . \$76.50
---------------------	---------------------------	---------------------	---------------------

• YES, WE INSTALL •

The choice is yours. You can make your own arrangements for installation, or we will do the job for you. We have expert plumbers who will replace your old water heater with a new Kleen-Stone.

The Automatic KLEEN-STONE with the New 100% Safe Heater

\$5 Down
\$5 Monthly

\$69 COMPLETE

You couldn't buy a better or a safer water heater, even if you were willing to pay twice as much. With the new 100% Safe Heater, there is no danger of gas explosions. Fully automatic with snap-action thermostat . . . plus the 100% Safety Pilot that shuts off the gas supply at the main burner and the pilot if the pilot light is blown out. The Kleen-Stone tank can't rust, either. It's guaranteed in writing for 20 years. Includes all copper and brass fittings throughout. See it on display.

24-gal. Kleen-Stone with 100% Safe Heater. . . \$69.00	33-gal. Kleen-Stone with 100% Safe Heater. . . \$71.00
45-gal. Kleen-Stone with 100% Safe Heater. . . \$79.00	60-gal. Kleen-Stone with 100% Safe Heater. . . \$91.50




EASY PAYMENTS

Complete Details on Page 3.

• FREE INSTRUCTIONS •

It's easy to install your own water heater. We'll show you how in the store, and then give you written instructions. Or, if you prefer, you can have our plumbers do the job for you.

KLEEN-STONE STORAGE WATER HEATERS



No more trips up and down cellar stairs . . . no more high gas bills, once you have installed a Kleen-Stone Automatic Storage Water Heater. New construction features of stone-lining, encircling flue, and fibreglas insulation keeps all the heat inside . . . and saves gas! Because it's stone-lined, it can't rust. Every Kleen-Stone is guaranteed in writing for 10 years.

Capacity	Suitable for	Casing Ht.	Diameter	Price
20 gallon	Small Family	62"	16"	\$133.00
30 gallon	Medium Family	58"	20"	152.00
45 gallon	Large Family	57"	22"	194.00
60 gallon	2 Families	57"	24"	255.00

YOUR CHOICE . . . BUY MATERIALS ONLY OR COMPLETE INSTALLATION

NOW... A WATER HEATER THAT ELIMINATES THE DANGER OF EXPLOSIONS

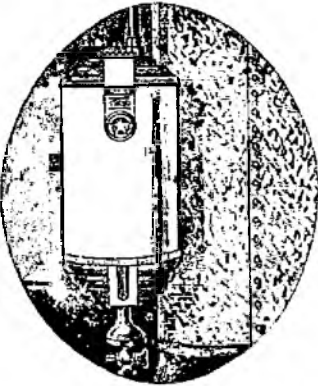
When the Pilot Goes Out... the Gas Goes Off!

Double Quick STREAMLINE HEATER

- ★Fully Insulated
- ★Saves Gas

\$12⁷⁵

Here's a new heater that's truly modern both in appearance and operation. Handsome streamline-lined plus its glistening baked enamel finish make it simple to clean. Complete insulation prevents heat loss and cuts down your gas bill. Seamless double copper coils assure quick delivery of hot water. Flashlight equipped, it lights safely and without opening door. Easily installed... can be attached to any boiler without changing present pipe lines. Approved by American Gas Association.



Double Quick Streamline Heater. **\$12.75** Extra Capacity Double Quick Heater **\$16.50**

100% Safe WATER HEATER


It's new... an insulated heater that has a 100% Safety Pilot and an automatic snap-action thermostat built right into the heater itself... everything in just one unit. It lets you stop worrying about leaking gas and explosions. If the pilot flame goes out, the gas supply is shut off both at the main burner and at the pilot. Easily connected to your present hot water tank. Price includes draft hood and tank connection.

\$36⁹⁵

A. G. A. APPROVED

We'll Help You Select the Proper Boiler and Heater

Dozens of combinations can be made from the many boilers, heaters, and accessories on these pages. If you are not sure about the correct boiler, heater, or fittings to complete an assembly for your home, just ask our men. They're experienced plumbing men, and they're glad to help you.



Extra Heavy GALVANIZED BOILERS

Gals.	Inches	
30	12x60	\$17.95
40	14x60	24.95
15	12x30	15.85

Made of full gauge copper-bearing steel, heavily galvanized inside and out. Electrically welded. Tested under pressure at the factory. Extra heavy weight. 150-lbs. per sq. in. working pressure.

REPAIR PARTS FOR EVERY TYPE OF BOILER OR HEATER


We have a complete selection of first quality fittings and accessories for all boilers and heaters. Come in. See our displays. Prices are low—plainly marked.

COAL-FIRED WATER HEATERS

These coal heaters are made of the best grey iron and tested for high water pressure. Deep ash pits. Easily operated grates. Require firing only twice daily. Sizes for every requirement.

Dome-type heater, can be used with any size tank from 30-gal. to 66-gal... \$19.95
Combination Water Heater and Laundry Stove... \$15.90

WATER HEATERS! EVERY TYPE AND SIZE



DOUBLE COIL GAS HEATER


Efficient 3/4" copper coils. Star drilled burner and cast jacket. Will replace single or double coil heater. Includes gas valve \$11.75
Similar heater with east iron coil... \$13.95

JUMBO GAS WATER HEATER

For use where large amounts of hot water are needed. Heavy duty 3/4" copper coils. A. G. A. approved. Complete with gas valve. Double coil... \$16.90
Triple coil... 49.50

KEROSENE WATER HEATER

For homes without gas supply. Giant burner gives a blue, hot, noiseless flame. Newly designed for extra fuel economy. No fumes or smoke. Complete... \$26.50



MAKE YOUR WATER HEATER SAFE, AUTOMATIC

- (A) Temperature and Pressure Relief Valve. Gives positive protection against boiler explosions. Relieves if either water temperature or pressure exceeds setting... \$2.65
- (B) Safety Pilot. Automatically shuts off gas supply when pilot flame goes out. Eliminates danger of escaping gas. Can be attached to any side arm heater \$6.75
- (C) Snap Action Thermostat with Pilot. Makes any heater automatic. Saves steps... no need to light to turn down heater. Water temperature stays at thermostat setting. Saves gas... boiler is never overheated. Has no moving parts to get out of order. A.G.A. approved... \$6.95
- (D) Throttle Type Automatic Thermostat. Raises or lowers gas flame to keep water at constant temperature... \$6.50
- (E) Draft Hood. Prevents back-draft from blowing out flame in heater. Also keeps excessive up-draft from sucking up heat, cuts your gas bill. Fits any water heater... \$9.5c

AUTOMATIC ELECTRIC Storage Water Heater

A deluxe water heater with every feature to make it completely safe, completely automatic. Dupont Dulux white enamel finish. Extra heavy 52-gallon storage tank. 3" Fiberglass insulation to keep in all the heat. Immersion type heating elements with adjustable thermostats. Economical 1¢ per KWH rate now offered by utility companies. We can tell you within 10¢ what your monthly cost will be.

\$99⁰⁰

ELIMINATE RUST

The new ELMROD FLEXIBLE TANK PROTECTOR can be easily "snaked" into your present tank without tilting or moving the heater from its present position.





\$2.69

The links are mechanically and electrically bonded by a cast-in-one-piece core wire.

EASY PAYMENTS

Complete Details on Page 3




- (A) Boiler Stand Tripod type. Adjustable... \$5c
- (B) Brass Drain Cock 1/2" Pipe Thread. Outlet has standard hose thread... \$6c
- (C) Copper Circulator Connects heater to boiler without threading pipe. Unions included... \$2.40
- (D) Dip Tube Promotes fast circulation; gives quick hot water. 1/2" size... \$7c
- (E) Boiler Unions Solid brass with ground seats. Straight top cplg... \$7c
Bent top cplg... \$7c
Boiler and heater union... \$7c
- (F) Boiler Ell Long sweep pattern. Galvanized... \$5c
Brass... \$6c
- (G) Boiler Plug Plugs leak in boiler. Easily put in place... \$20c
- (H) Heater Valve Brass. Straight or angle pattern... \$8c
- (I) Repair Coil 3/4" copper tubing replacement for most heaters. No. 20... \$5.75
No. 24... 7.50
No. 25... 7.90

WE PRINT OUR PRICES FOR ALL TO SEE. WE WANT YOU TO COMPARE

SAVE AT MORT CO.


ON MODERN LAUNDRY EQUIPMENT

MODERN CAST ALUMINUM LAUNDRY TRAY
 Moulded in one seamless piece with sanitary rounded corners for sanitary beauty—built to last a lifetime. Comes complete with chrome plated brass fittings and specially designed brace type stand. **\$58.90**
 43"x25"x33" high COMPLETE



Perma-Lustre LAUNDRY TRAYS **\$42⁷⁵**
\$5 Monthly

NEW! Two part laundry tray—made of beautiful, snow-white porcelain. These are one-piece high gloss sanitary trays with a glass-like surface that cleans as easily as a china dish. Wide back shelf for washing needs. 40" x 25". Fittings and stand priced at right.




STONEWARE LAUNDRY TRAYS
\$12.39

Sturdy trays cast in one piece over a framework of steel rods. Size 48" x 24". Price includes metal guards, stoppers, and twin waste connection. Stand and fittings priced separately.

NEW SHELF LAUNDRY TRAYS
\$19.95

Unit-cast from hydraulic cement. Seamless and free of rough joints. Has wide back shelf for your soap powders, built-in washboard, self-draining soap nook. Less stand and fittings.




LAUNDRY TRAY FITTINGS

- (A) Swing Spout Laundry Faucet. Solid brass Threaded for hose. Includes clamps and unions. \$3.35
- (B) Ledge Type Laundry Faucet. New angle-throw swing spout. Hose thread. Nickel-plated brass. Each..... \$5.40
- (C) Laundry Tray Trap. Wall type. Brass, with swivel, cast outlet. 1 1/2" size... \$2.60
- (D) Laundry Tray Stand. Sturdy angle steel stand. For 2 part tray..... \$2.75




MORT ELECTRICAL SUPPLIES

Approved By Fire Underwriters



HOUSEHOLD NEEDS

- (A) HEATER PLUG with switch 33c
- (B) HEATER PLUG. Standard, well built. 18c
- (C) CAP. Bakelite. Sturdy as they come 4c
- (D) FLAT CAP. Handy Grip. 5c
- (E) HANDLE CAP. Rubber. Stands abuse. 5c
- (F) RUBBER HANDLE CAP. Spring blade 20c
- (G) PLUG BASE 7c
- (H) 3-WAY CUBE TAP. 3 Outlets in one. 12c
- (I) PULL CHAIN CURRENT TAP 35c
- (J) DUPLEX CONVENIENCE OUTLET. 15c
- (K) 3-WAY SOCKET. 2 plug-ins, 1 socket. 19c
- (L) TWIN SOCKET. Strong convenient 14c
- (M) TRIPLE SOCKET. Very useful 25c
- (N) PORCELAIN TUBES. Shock resisting. 3c
- (O) INSULATED STAPLES. Box of 50. 9c
- (P) PORCELAIN NAIL KNOBS 3c
- (Q) 2-WAY TABLE TAP. Easy to install. 15c
- (R) 3-WAY TABLE TAP. Installs firmly. 20c
- (S) TRIPLE TAP-IN. Meets many needs. 20c
- (T) SOLDER. Acid core, good quality 15c
- (U) TAPE. 4-oz. Rubber. 20c
- 4-oz. Friction 18c



ARMORED BUSHED CABLE

Genuine "ABC" patented cable. Exceeds all Code and Underwriters' requirements. Every foot tested and guaranteed against breakdown. Flexible, heavy galvanized steel armor, insulation strips clean. No. 14 listed here is for ordinary use, prices on larger sizes quoted on application.
 No. 14, 2-wire, 250 ft. coil \$13.50
 25 ft. 1.50
 50 ft. 2.95
 100 ft. 5.85

Ask for a demonstration in the store.




EASY PAYMENTS

Complete Details on Page 3

GAS LAUNDRY STOVES

\$6.90

Fast heating. Same type burners as on expensive ranges. Equally useful as a laundry stove in basement or as hot plate in a summer cottage.



STEEL CLOTHES POSTS

Sturdy 2" diameter steel posts, 7 1/2 ft. high. Four steel hooks anchor your line from any direction. Painted to resist rust. Complete, ready to place in your yard, each..... \$2.39

TEL-O-POST ADJUSTABLE CELLAR POST \$7.95

You can correct sagging floors and dangerously weak joints. Do it yourself at little cost with these adjustable steel cellar supports. They will replace present rotted cellar posts, or they can be used as an extra precaution. Use them as a support under heavy furniture. They are made of heavy steel and can be adjusted to any cellar height from 57" to 84". Can also be used as a "jack." Approved by F.H.A. Will hold eleven tons.



IMPROVED CORD SETS

- (A) ECONOMY APPLIANCE CORD SET. Insulated with asbestos and rubber 39c
 - APPROVED APPLIANCE CORD. 6 ft. long. Cotton, asbestos and rubber protected wires. Patented, non-breakable plug. 59c
 - (B) DE LUXE APPLIANCE CORD SET. Very best quality with switch plug. 60c
 - (C) CUBE TAP EXTENSION CORD. 3-way outlet; brown cord; tap plug. 30c
 - (D) 25-PL. SWITCH TROUBLE LIGHT. Rugged build, with reflector \$1.59
 - 50-PL. TROUBLE LIGHT. Rust-proof strong guard. Heavy duty cord. \$2.49
- Includes Tool Tap

PRICES? MANY ARE ACTUALLY LOWER THAN OLD O.P.A. CEILINGS

When O.P.A. ended, we didn't let prices go hogwild. If anything, we even lowered them. For instance, check this page. On it there are exactly 102 items priced. This is how they compare with the old O.P.A. prices:
 31 items are higher than the O.P.A. price
 26 items are still the same as the O.P.A. price
 45 items are even less than the O.P.A. price

PLUMBING REPAIRS

- (A) **Rubber Stoppers**
High grade rubber, ring securely locked.
1" 5c 1 1/2" 10c
1 1/2" 5c 1 3/4" 10c
1 3/4" 5c 1 7/8" 10c
1 7/8" 5c 2" 10c
- (B) **Stopper Chains**
New beaded pattern, brass, chrome plated.
For lavatory.....10c
For bathtub.....15c
- (C) **Basin Grating**
For replacements on old style lavatories.
Brass, nickel plated.....25c
- (D) **Strainer Plate**
Fits lavatory strainer.
Brass, nickel plated
Easily inserted.....10c
- (E) **Hair Cup**
Insert in lavatory strainer. Catches hair.
Brass, chrome plid.....10c
- (F) **Chain Stay and Cover**
Covers opening in lavatory, stay for stopper chain. Brass, chrome plated.....29c
- (G) **Chain Stay**
For lavatory stopper chain. Brass, chrome plated.....15c
- (H) **Sink Strainer**
Large strainer plate. Fits old style flat-rim sinks.
Brass, nickel plated.....35c
- (I) **Sink Bolts**
Supports trap collar on old style flat-rim sinks.
Brass, nickel plated.
Short.....6c
Long.....8c
- (J) **Strainer Plate**
Fits regular duplex sink strainer. Brass, nickel plated. Easily inserted.....15c
- (K) **Faucet Strainer**
For swing spout faucet. Strainer screen.....5c
Screen cap.....9c
- (L) **Crumb Cup**
Insert in sink strainer. Catches waste matter. Brass, chrome plated.....15c
- (M) **Cook Hole Cover**
For unused openings in sinks, lavatories or laundry tubs. Brass, chrome plated.....19c
- (N) **Trap Plug**
For cleanout plug on bottom of trap. All sizes.....25c
- (O) **Boiler Plug**
Plugs leaks in hot water boilers quickly and efficiently.....20c
- (P) **Escutcheons**
Complete stock. Chrome plated brass for all sizes of pipes. As low as.....15c
- (Q) **Graphite Packing**
Graphitied asbestos wick for packing all types of valves and faucets. Spool.....35c
Package.....10c
- (R) **Candle Wick**
Finely combed cotton wicking for packing faucets and valves.....10c
Ball.....10c
- (S) **Plumbers' Candles**
Each.....8c
- (T) **Pipe Clamp**
Repairs pipe leaks instantly with use of only a screwdriver. Complete with gasket.
1/2" 25c 3/4" 35c



STRAINERS FOR SINKS, LAVATORIES AND URINALS

- (A) Duplex Sink Strainer with tailpiece. 2 1/2" top. Chrome plated.....\$1.15
- (B) New Duplex Sink Strainer with tailpiece. 4 1/2" top. Removable strainer plate. Chrome plated.....\$1.45
- (C) Double Duty Sink Strainer with tailpiece. Serves also as stopper. Removable basket. Top 4 1/2". Chrome plated brass \$2.35
- (D) Lavatory Strainer with chain and stopper. Chrome-plated, 1-piece construction.....\$0.98
Chrome-plated, 2-piece construction.....1.25
Chrome-plated, extra long.....1.50
- (E) Beehive Urinal Strainer with tailpiece and locknut.....\$1.62



TRAPS

BRASS, CHROME PLATED
Complete with nuts and washers

- (A) "S" Traps
1 1/2" satin chrome.....\$1.95
1 1/2" polished chrome.....2.75
1 1/2" satin chrome.....2.20
1 1/2" polished chrome.....3.25
- (B) "P" Traps
1 1/2" satin chrome.....\$1.60
1 1/2" polished chrome.....2.10
1 1/2" satin chrome.....1.65
1 1/2" polished chrome.....2.35
- (C) "P" Traps
1 1/2" Solid "P" Trap.....\$1.35
- (D) Swivel "P" Traps
1 1/2" x 1 1/2" Brass.....\$2.60
- (E) Anti-Siphon "S" Traps
1 1/2" polished chrome.....\$7.10
1 1/2" polished chrome.....7.48
- (F) Anti-Siphon "P" Traps
1 1/2" polished chrome.....\$6.04
1 1/2" polished chrome.....6.58
- (G) Vented "S" Traps
1 1/2" polished chrome.....\$5.35
1 1/2" polished chrome.....6.10
- (H) Vented "P" Traps
1 1/2" polished chrome.....\$4.25
1 1/2" polished chrome.....4.75

Bathtub Waste

A combination waste and overflow for bathtubs incl. chain, stopper and gaskets.


Chrome plated.....\$3.95

Parts

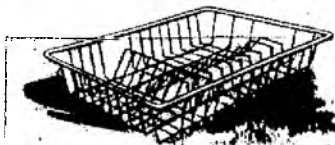
- Shoe with casing.....\$1.44
- Tee.....1.50
- Overflow strainer......30
- Overflow strainer bolt......15

Casing and Fittings

We carry a complete stock of 1 1/2", 1 3/4" and 1 1/2" casing, together with fittings, in both slip joint and solder patterns. If you do not find what you want in this catalog, visit our store. We have everything in plumbing.




- (A) **Extension Piece**
For extending traps and casing.
1 1/2" to solder.....56c 1 1/2" slip joint.....90c
1 3/4" to solder.....68c 1 3/4" slip joint.....95c
- (B) **Trap Offset**
1 1/2".....\$1.48 1 1/2".....\$1.69
- (C) **Strainer Tailpiece**
Fits all types of sink strainers.
Short 1 1/2".....17c Long.....56c
- (D) **Funnel Tailpiece**
For laundry trays and old style sinks.....46c



DISH DRAINER

Eliminates stacking and breakage of dishes. Rubber covering protects dish-ware... resists hot water, soap, kitchen grease and acids. Extra deep and roomy.....\$1.19



ALUMINUM DRAINBOARD

Protects linoleum sink surfaces from chips, scratches, and stains... forms a natural drain for all flat topped sinks. Ribbed edges along surface provide drainage. Durable, light aluminum.....\$2.95

CLOSET REPAIRS

- (A) **Ball Cock**
Fits any closet tank without changing supply pipe. Sturdy bronze construction. Double lever, positive action. Easily re-washed. Includes float rod, coupling nut and washers.....\$1.45

- (B) **Ball Cock**
Mansfield pattern. Highly popular in some sections. Fits all closets and tanks without changing supply pipe. Bronze, carefully machined. Repair parts carried in stock. Includes float rod, coupling nut and washers.....\$2.55

- (C) **Flush Valve**
Improved Douglas pattern. Fits all closet tanks. Simple design, positive action. Includes overflow tube, guide, nuts and washers.....\$1.79

- (D) **Flush Ball**
High grade rubber, long service.
2 1/2" 29c 2" 35c 2 3/4" 35c 3" 45c

- (E) **Ball Wires**
Lower tank wire, connects to rubber flush ball.....3c
Upper tank wire connects to trip lever.....3c

- (F) **Overflow Tube**
Fits various types of flush valves. Made of copper for long service.
1".....35c 1 1/2".....45c

- (G) **Wire Guide**
Slips on over overflow tube, guides tank wires Bronze.....35c

- (H) **Float Ball**
Leakproof. Made of Copper.
4x5" 25c 5" 25c

- (I) **Float Rod**
Connects float ball to ball cock, Brass.....10c

- (J) **Tank Lever**
Brass. Efficient. Easy to install. Complete with ornamental chrome handle.....65c

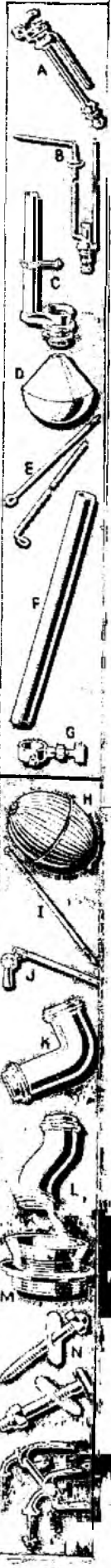
- (K) **Flush Elbows**
Connects tank to bowl. Chrome plated. Complete with nuts and washers.
4x6" \$1.45 5x7" \$1.56
6x8" \$1.80

- (L) **Flush Offsets**
Connects tank to bowl. Brass, chrome plated. Complete with nuts and washers. 6" long, offset distance as listed.
1" \$2.10 1 1/2" \$2.15
2" \$2.20 \$2.25

- (M) **Closet Spuds**
Brass with nuts and washers.
Reg. Santos pat.....59c
Spud Reducer.....59c
Spud Increaser.....75c

- (N) **Closet Screws and Bolts**
Brass with nickel-plated nuts and washers.
Closet Screw.....6c
Closet Bolt.....9c

- (O) **Seat Hinge**
Well constructed. Fits any toilet seat. Chrome plated. Easily attached.....98c



34,000 ITEMS . . . AND EVERY ONE FAIRLY PRICED

HOW DO THESE PRICES COMPARE WITH PRICES 3 YEARS AGO?

Yes, some of the prices on this page are slightly higher than prices 3 years ago, when O.P.A. was still in existence. To be exact, 42 of them have gone up. (The other 53 are still the same or even lower.) On those that have advanced, the increase averages less than 9%—the exact amount of the manufacturer's increase. Compare that with the way other items in the family budget have sky-rocketed.



WATER MIXER \$1.35

Patented connection joins two separate sink faucets to provide a single stream of water. Mixes hot and cold water to temperature desired. Adjustable to fit various distances. Made of nickel-plated brass.

Sink Faucets

A full weight cast brass faucet of pleasing appearance. Will fit any sink. Adjustable flange. Chrome plated ... \$1.89

Plain Bibbs

A good grade, plain faucet at a very low price.
1/2" brass 89c
3/4" brass \$1.05

Hose Bibbs

Standard grade. Spout end fits any hose.
1/2" brass 98c
3/4" brass \$1.10

Sill Cock

An outside faucet for lawn sprinkling. Hose spout set at a convenient angle to avoid kinking hose. Wheel handle removable.
1/2" brass 95c
3/4" brass \$1.05

Drain Cock

For draining boiler, etc. A good grade that will give satisfaction, yet priced extremely low 69c

Stop Valve

For use on supply pipes of closets, lavatories and bath tubs. Cast brass, well finished.
3/8" chrome plated, \$1.39
1/2" chrome plated, 1.98

Stop Valve

Angle pattern. For wall supply pipe of closet, lavatory and bathtub. Cast brass, well finished.
3/8" chrome plated, \$1.39
1/2" chrome plated, 1.98

Self-Closing Valve

Shuts off automatically when hand is removed from handle. Used in public places to avoid waste of water. Expert construction, efficient in service. Cast brass, chrome plated ... \$3.65

Stop and Waste Valve

Standard grade at low price. When waste outlet is closed, it operates as plain stop valve. Should be used on all water lines. Size 1/2" pipe thread 78c

Improved Stop and Waste Valve

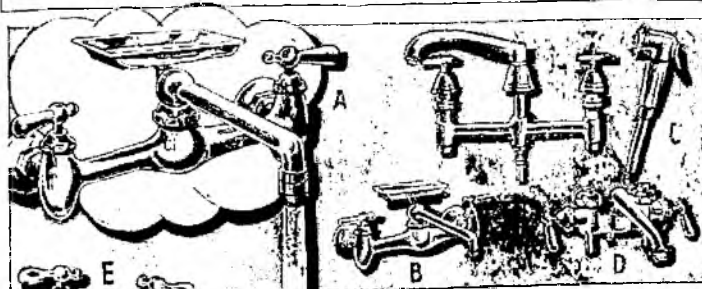
Best quality of cast bronze, precisely machined. Built for long, satisfactory service. By closing waste, operates as regular stop valve.
1/2" \$.85
3/4" \$.95

Stop and Waste Valve

Heavy cast brass body, removable lever handle.
1/2" Size \$1.36

Curb Cock

A high quality stop valve used for service line at curb. Tee handle.
3/4" \$2.75
1" 4.95



SPARKLING CHROME FAUCETS THAT ENHANCE THE BEAUTY OF YOUR SINK

- (A) **The Spring-Flo Faucet**
Aerates your water with thousands of tiny air bubbles. Helps carry away unpleasant tastes and odors. More suds from less soap. Eliminates water splash. With soap Dish. \$7.69
- (B) **Swing Spout Faucet**
Heavy construction, attractive design. Solid bronze with jewelry chrome finish. Removable soap dish. Fits any sink. \$6.95
- (C) **Ledge Faucet**
Latest popular sink faucet that will fit all ledge sinks. Solid brass. Spray attachment optional.
Less spray \$ 7.50
With spray 10.75
- (D) **Laundry Tray Faucet**
Swinging spout threaded for hose. Solid bronze. Including clamps and union for 1/2" pipe. \$3.35
- (E) **Lavatory Faucet**
Attractive center mix faucet. Cast bronze. Jewelry chrome finish. Fits all lavatories with 4" center set drilling. \$4.95
- (F) **Combination Lavatory Faucet and Pop-up Drain Fitting**
Beautiful single spout lavatory faucet. Heavy brass construction that will give a lifetime of service. Triple plated chrome finish. 4" center set. \$8.95



- The Thriftee Bath Faucet**
Fits all old style bathtubs. Spout suitable for shampoo connections. Solid Brass, chrome plated. A remarkable value at. \$2.95
- Over-Rim Tub Filler**
Mounts on wall. For modern built-in tubs. Made of solid brass, finished in jewelry chrome. \$6.95
- The Leader Bath Faucet**
For old-style tubs. Exceptionally heavy. Spout shaped to fit any shampoo spray. Cast brass, chrome finish. \$5.95




- (A) **The Cottage Basin Faucet**
Compact for small lavatories. Brass, chrome plated. Hot or cold. Also in cross handle pattern. Coupling nut and tailpiece included. \$1.75
- (B) **The Quality Basin Faucet**
Exceptional high grade. Cast bronze jewelry chrome finish. Hot or cold including coupling nut and tailpiece. \$1.98
- (C) **The Futura Basin Faucet**
Latest design. Highest quality. Jewelry chrome finish. Hot or cold. Including coupling nut and tailpiece. \$3.45
- (D) **Self-Closing Basin Faucet**
Shuts off automatically. Saves water. Intended for public wash rooms. Best construction. Chrome finish. Including coupling nut and tailpiece. \$3.80



These valves are of cast bronze, carefully machined and exactly suited to their particular purpose. Visit our store to make satisfactory selection.

(A) Globe Valve.....	\$0.95	\$0.95	\$0.98	\$0.98	\$1.29	\$2.35	\$2.75	\$3.87	\$5.72
(B) Angle Valve.....			.98						
(C) Gate Valve.....	1.42	1.42	1.62	1.83	2.30	2.82	3.65	5.16	
(D) Horizontal Check Valve	.95	.95	1.03	1.29	1.69	2.25	2.57	3.38	4.95
(E) Swing Check Valve.....			1.98	2.35	2.88	3.06	3.60		



WATER PRESSURE REGULATOR

Reduces water pressure to desired point. Easily installed. Saves water faucets and valves.
1/2" \$8.35
3/4" \$10.75

Chrome Supply Pipes for Lavatories
flexible, angle (wall), ea. \$.85
flexible, straight (floor), ea. 1.45
rigid, angle (wall), ea. 1.60
rigid, straight (floor), ea. 1.60

Chrome Supply Pipes for Toilets
3/8" full length, rigid \$1.20
3/8" full length, flexible 1.35



WATER AERATOR

Changes ordinary tap water to crystal-clear aerated water with millions of tiny air bubbles. Simply slip this aerator onto your present faucet, turn on the water ... see, feel, and taste the difference. 89c

DRINKING FOUNTAIN \$9.65

Bubbler Type. Sanitary round white china cup with chrome plated brass trim. Self closing valve. Tapped waste. A handy thing to have outside or inside for the children. Fits 1/2" pipe.



FAUCET REPAIRS Washers

We carry an immense variety of washers and repairs—if it's for plumbing you will find the needed item at our store.

China Handle (Cross)
Will fit most any faucet. Easily attached with our spud cement. Indexed hot or cold. 30c

China Handle (Lever)
Easily attached to most any faucet with our spud cement. Indexed hot or cold. 15c

Spud Cement
Attaches china handles to metal spuds permanently and easily. 3c

Chrome Handle (Cross)
For replacing any type of old handle. Steel core cuts its own thread on faucet stem. 59c

Chrome Handle (Lever)
Replaces old handles easily and without special tools. Hot or cold. 30c

China Soap Dish
Attach with our Spud cement to old metal spud. 30c

Chrome Soap Dish
Replaces old china or metal soap dish. Slips on without cement. 80c

Repair Stem
Replaces worn out faucet stem. Attach quickly with wrench and screwdriver. 46c
For swing spout faucet—With handle 72c

Faucet Nozzle
Fits most bath faucets and shampoo connections. Quickly installed. 35c

Basin Coupling Nuts and Tail
For lavatory faucets. Bring old piece with you for matching.
Coupling Nut 15c
Tailpiece 15c

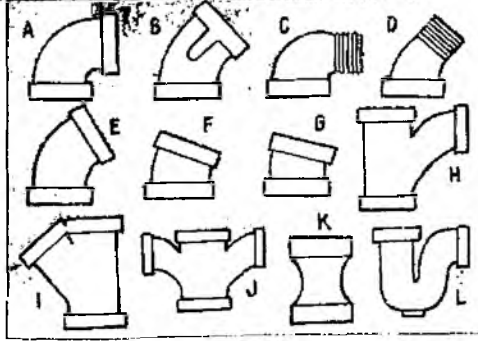

Bath Couplings
For connecting bath supply pipes to faucet. Ground joint serves as union. Complete, ea. 58c

Bath Coupling
Offset pattern. Connects bathtub supply pipe to faucet, ea. \$1.35



USE OUR COMPLETE PIPE SERVICE

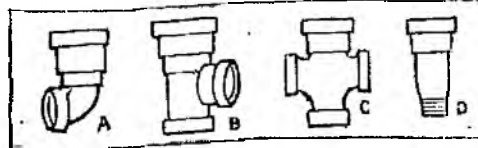
In our complete stock of pipe and fittings, you will find anything you need for water supply, drainage, sewer, heating, gas, irrigation, railing, structural, industrial or other piping. We maintain a service for cutting and threading pipe to your exact measurement or sketch of installation.



DRAINAGE FITTINGS

Heavy cast iron fittings recessed to form smooth waterways. Well galvanized inside and out.

	1 1/2"	1 3/4"	2"	1 1/2 x 1 1/4"	2 x 1 1/2"
A. Long Turn Ell 90°	\$.46	\$.54	\$.85	\$.59	\$.87
B. Long Turn Ell 45°	.46	.54	.85
C. Street Elbow 90°	.46	.54	.89
D. Street Elbow 45°	.46	.54	.89
E. Long Turn Ell 60°	.51	.59	.90
F. Elbow, 22 1/2°	.51	.59	.90
G. Elbow, 11 1/4°	.51	.59	.90
H. Long Turn T-Y	.89	1.08	1.88	1.22	2.02
I. Y Branch, 45°	.66	.94	1.53	1.01	1.67
J. Long Turn Cross	1.76	2.05	3.40	2.28	3.82
K. Coupling68	.85
L. P Trap	1.22




STRINGER DRAINAGE FITTINGS

Galvanized. Used on vent lines. Top opening has hub in which pipe is caulked. Eliminates need for union.


	1 1/2"	1 3/4"	2"	1 1/2 x 1 1/4"	2 x 1 1/2"
A. Elbow, 90°	\$.97	\$.97	\$1.54
B. Sanitary Tee	1.36	1.36	2.55
C. Sanitary Cross	2.34	2.34	\$2.34	\$3.13
D. Coupling	1.17	1.36	1.54

BUILD YOUR OWN RAILING

With the railing fittings shown here, you can build your own railings to suit your exact requirements. If you will bring in a sketch of your job we can cut and thread your pipe to exact size. Our experienced men will be glad to assist you.



Malleable Railing Fittings	1"	1 1/4"	1 1/2"
(A) Elbow	\$.45	\$.65	\$.84
(B) Side Outlet Elbow	.59	.84	1.13
(C) Tee	.49	.70	.91
(D) Side Outlet Tee	.77	1.02	1.37
(E) Cross	.67	.91	1.23
(F) Ornamental Acorn	.67	.81	.98
(G) Wall or Floor Flange	.14	.15	.18



Adjustable Malleable Railing Fittings	1 1/4"	1 1/2"
(H) Elbow	\$1.39	\$1.80
(I) Side Outlet Elbow	1.70	2.15
(J) Tee	1.58	2.12
(K) Side Outlet Tee	1.88	2.47
(L) Cross	2.12	2.55
(M) Side Outlet Cross	2.20	2.90
(N) Floor Flange	.40	.55

STEEL PIPE

Our steel pipe is made in the nation's best known mills of high quality steel and the latest scientific methods. It is of uniform thickness—cuts and threads easily and every length is full weight. Each length is carefully inspected and tested under severe hydraulic pressure. Galvanized pipe is cleaned in an acid bath and then coated inside and

out with pure molten zinc. It is accurately threaded by machine. Each full length is furnished with a thread on each end and one coupling without extra charge. We can give you quick service on cut pieces of pipe right in the store. Pipe cut and threaded to your measurements carries only a slight additional charge, as listed in the table below.

BLACK AND GALVANIZED STEEL PIPE

	3/8"	1/2"	3/4"	1"	1 1/4"	1 1/2"	2"	2 1/2"	3"	3 1/2"	4"		
Black, 21-ft. length	\$1.05	\$1.17	\$1.25	\$1.55	\$1.98	\$2.80	\$3.75	\$4.44	\$5.92	\$ 9.27	\$12.15	\$16.95	\$20.07
Galv., 21-ft. length	1.52	1.68	1.98	2.55	3.60	4.85	5.75	7.66	11.95	15.75	21.40	25.40	
Black, cut pes. per ft.	.06	.07	.07	.08	.11	.15	.20	.24	.31	.49	.64	.89	1.05
Galv., cut pes. per ft.	.09	.09	.09	.11	.14	.19	.26	.30	.40	.63	.83	1.12	1.33
Threading—per end	.09	.09	.09	.09	.12	.14	.18	.21	.27	.41	.50	.75	.85

BLACK AND GALVANIZED MALLEABLE FITTINGS


Highest grade castings, fully annealed, carefully machined, full deep tapered threads. All outlets chamfered. Designed for secure gripping by wrench. Galvanized fittings well coated inside and out.

SIZE INCHES	PRICES, EACH											
	3/8"	1/2"	3/4"	1"	1 1/4"	1 1/2"	2"	2 1/2"	3"	3 1/2"	4"	
(A) Elbow, (ell) black	5.10	5.10	5.12	5.16	5.26	5.41	5.54	5.77	
(B) Elbow, (ell) galv.	.13	.13	.13	.16	.20	.26	.41	.47	
(A) Tee, black	.14	.14	.17	.23	.40	.62	.77	1.11	
(B) Tee, galv.	.17	.17	.17	.22	.30	.40	.62	.77	1.11	
(D) St. Ell, black	.14	.14	.16	.23	.31	.52	.65	.86	
(C) St. Ell, galv.	.18	.18	.18	.21	.30	.33	.52	.65	.96	
(D) Union, black	.37	.37	.37	.46	.57	.76	.95	1.20	
(D) Union, galv.	.43	.43	.43	.47	.52	.68	.95	1.14	
(E) 45° Ell, black	.12	.12	.13	.18	.28	.49	.59	.83	
(F) 45° St. Ell, galv.	.16	.16	.16	.17	.25	.28	.49	.59	.83	
(F) 45° St. Ell, galv.19	.22	.32	.40	.59	.71	1.08	
(F) 45° St. Ell, galv.19	.22	.32	.40	.59	.71	1.08	
(G) Coupling, black	.07	.07	.07	.09	.12	.17	.21	.26	.40	
(G) Coupling, galv.	.08	.08	.08	.10	.13	.18	.22	.28	.42	
(I) Plug, black	.07	.07	.07	.09	.12	.14	.18	.25	.37	
(I) Plug, galv.	.09	.09	.09	.09	.06	.06	.09	.12	.17	
(J) Lug Ell, galv.26	.32	.36	.54	.71	.93	
(K) Side Outlet Ell, galv.29	.32	.36	.54	.71	.93	
(L) Lug Tee, galv.40	.40	.49	.65	.90	1.20	
(M) Side Outlet Tee, galv.32	.40	.49	.65	.90	1.20	
(N) Cross, galv.35	.44	.53	.65	.90	1.11	
(O) Y, galv.96	1.33	1.85	
(P) Extension Piece, galv.22	.25	.32	.40	.42	
(Q) Flange, black08	.09	.10	.12	.14	.15	.18	.27	
(R) RL & Left Coup, black12	.12	.16	.23	.31	.40	.53	
(R) RL & Left Nipple, black10	.11	.13	.19	.24	.29	.37	
(S) Reducing Ell, black16	.18	.23	.28	.47	.60	.83	
(S) Reducing Ell, galv.16	.18	.23	.28	.47	.60	.83	
(T) Reducing Tee, black19	.25	.33	.43	.68	.83	1.20	
(T) Reducing Tee, galv.19	.25	.33	.43	.68	.83	1.20	
(U) Reducing Coup, black10	.10	.15	.18	.27	.36	.43	
(U) Reducing Coup, galv.14	.14	.15	.18	.27	.36	.43	
(V) Bushing, black08	.08	.09	.11	.12	.15	.18	.21	
(V) Bushing, galv.13	.14	.14	.15	.18	.22	.27	.31	
(W) Face Bushing, galv.	
(X) Reducing Y, galv.	
(Y) Wash Tray Tee, galv.50	
(Z) Wash Tray Ell, galv.50	
(AA) Waste Nut, galv.12	.14	.16	.19	.24	.28	.34	
(BB) Lock Nut, galv.06	.07	.09	.11	.14	.20	.24	
(CC) Crossover, galv.46	
(DD) Lugscrew, galv.90	1.15	1.65	
(EE) Strap, galv., doz.10	.10	.14	.24	.26	.36	.40	
(FF) Pipe Hook, doz.27	.32	.32	.43	.43	
(GG) Hanger Iron	
						5 ft. length, \$.25	10 ft. length, \$.49					

Nipples

Pipe Size	3/8"	1/2"	3/4"	1"	1 1/4"	1 1/2"	2"
ALL THREAD	\$.05	\$.05	\$.06	\$.06	\$.07	\$.12	\$.15
2 ins. long	.06	.06	.07	.07	.08	.13	.20
3 ins. long	.07	.07	.08	.08	.09	.15	.21
4 ins. long	.08	.08	.08	.09	.11	.17	.22
5 ins. long	.09	.09	.09	.10	.12	.18	.24
6 ins. long	.11	.11	.11	.11	.16	.19	.28

Pipe Size	3/8"	1/2"	3/4"	1"	1 1/4"	1 1/2"	2"
ALL THREAD	.07	.07	.07	.07	.09	.15	.18
2 ins. long	.08	.08	.08	.08	.10	.16	.21
3 ins. long	.09	.09	.09	.09	.12	.17	.23
4 ins. long	.11	.11	.11	.11	.14	.18	.27
5 ins. long	.12	.12	.12	.12	.15	.19	.25
6 ins. long	.14	.14	.14	.14	.16	.22	.34



COPPER OUTLIVES THE PYRAMIDS

Even before the pyramids of Egypt were built . . . copper was used in crude form. During recent explorations into the tomb of the Egyptian Pharaoh Cheops, copper pipe was unearthed . . . some 5400 years old. It is believed that this pipe was used to supply water for drinking purposes and the royal baths. Today, a length of this pipe is on exhibition in the Berlin Museum. It still retains enough of its original form that it will hold water.

Thus, copper has shown through the ages that it is proof against rust, corrosion, and wear. Applied to modern plumbing, copper tubing assures you clean, crystal-clear water and a permanent trouble-free installation that will last a lifetime. Hard copper tubing comes in straight rigid lengths, 20-ft. long. Soft copper tubing comes in 60-ft. coils and is easily bent. You can buy smaller quantities, though, at these same low prices.

COPPER TUBING, price per foot	1/2"	3/4"	1"	1 1/4"	1 1/2"	2"
Type L, Hard, Medium Weight	13 1/2c	20c	33c	45c	56c	85c
Type K, Hard, Extra Heavy Weight	19c	32c	40c	49c	65c	95c
Type K, Soft, Extra Heavy Weight	19c	32c	40c	49c	65c	95c

All sizes and weights conform to Government specifications.

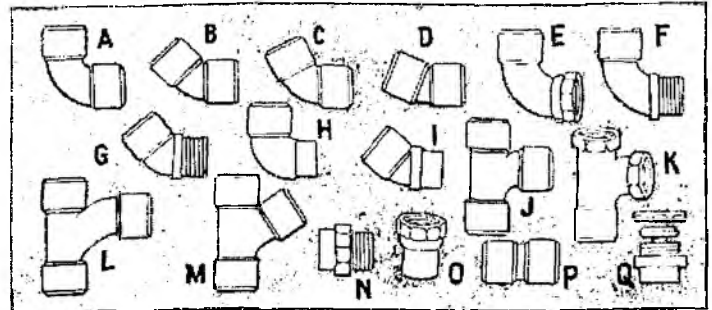
SMALL DIAMETER COPPER TUBING

In addition to the regular plumbing sizes of copper tubing listed above, we also have small size copper tubing for use on gas lines, water lines, humidifiers, oil lines, pilot lines, experimental work, etc.

- 1/4" outside diam. heavy tubing, per ft. 11c
- 3/8" outside diam. heavy tubing, per ft. 13c

Copper Adds to the Value of Your Home

Copper tubing increases the value of your home. All-copper plumbing will command a higher price for your house, if you ever want to sell it. And even if you don't sell it, you yourself will have the advantages that copper tubing gives—neat, trim lines that improve the appearance of your basement, plus lifetime protection from rust.



COPPER DRAINAGE FITTINGS

Every day, more and more copper tubing is being used for drainage and vent lines. Here's why . . . (1) it will never rust out; (2) it gives absolutely smooth water-ways; (3) it's a lot easier and more quickly installed.

	1 1/4"	1 1/2"	2"		1 1/4"	1 1/2"	2"
(A) Ell, 90°, cxc	\$0.49	\$0.67	\$0.97	(J) Tee, cxcxc	\$0.67	\$0.97	\$1.35
(B) Ell, 45°, cxc49	.67	.97	(K) Tee, cxfxf67	.97	1.35
(C) Ell, 60°, cxc49	.67	.97	(L) Tee-Y, cxcxc	1.55
(D) Ell, 22 1/2°, cxc49	.67	.97	(M) Y, cxcxc67	.97	1.35
(E) Ell, 90°, cfm49	.67	.97	(N) Adapter, cfm44	.62	.88
(F) Ell, 90°, cfm49	.67	.97	(O) Adapter, cxf44	.62	.88
(G) Ell, 45°, cfm49	.67	.97	(P) Coupling, cxc18	.22	.40
(H) Ell, 90°, cxf49	.67	.97	(Q) Universal Cplg.89	.89	...
(I) Ell, 45°, cxf49	.67	.97				

(Abbreviations: c—copper; m—male thread; f—female thread; ftc—solder fitting)

STRATELINE FITTINGS

(Solder Type)

Strateline fittings are solid bronze, designed for strength and trim appearance. They are carefully machined for close tolerances between the inner wall of the fitting and outer wall of the tubing to insure the correct flow of solder in the joint. Strateline fittings can be used with either hard or soft tubing. They not only require less time and work . . . but they give a modern, streamlined job that cannot be obtained with any other type of fittings.

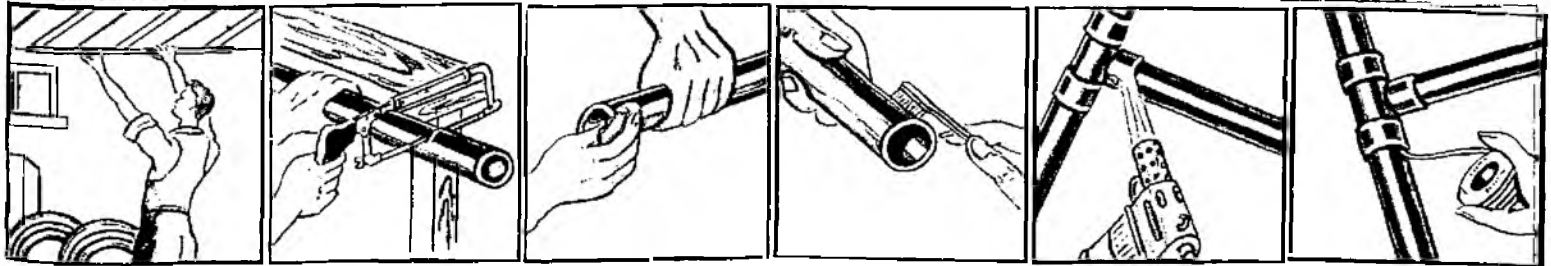
	3/8"	1/2"	1"
(A) Ellow (Ell), cop. to cop.	\$0.11	\$0.21	\$0.39
(B) Ell, cop. to cop., reducing13	.21	.39
(C) Ell, cop. to female thread13	.21	.39
(D) Ell, cop. to male thread13	.21	.39
(E) Ell, cop. to solder fitting13	.21	.39
(F) 45° Ell, cop. to cop.13	.21	.39
(G) 45° Ell, cop. to solder fitting13	.21	.39
(H) Lug Ell, cop. to fem. thread13	.21	.39
(I) Sink Ell, cop. to fem. thread39
(J) Tee, all cop.19	.34	.53
(K) Tee, all cop., reducing19	.34	.53
(L) Tee, cop. to female thread19	.34	.53
(M) Tee, cop. to fem. th., red'ng19	.34	.53
(N) Tee, cop. to male thread19	.34	.53
(O) Tee, cop. to solder fitting19	.34	.53
(P) Tee, cop. to fem. th., red'ng19	.34	.53
(Q) Tee, cop. to male th., red'ng19	.34	.53
(R) Tee, cop. to solder fitting19	.34	.53
(S) Tee, cop. to fem. th., red'ng19	.34	.53
(T) Tee, cop. to male th., red'ng19	.34	.53
(U) Tee, cop. to solder fitting19	.34	.53
(V) Tee, cop. to fem. th., red'ng19	.34	.53
(W) Tee, cop. to male th., red'ng19	.34	.53
(X) Tee, cop. to solder fitting19	.34	.53
(Y) Tee, cop. to fem. th., red'ng19	.34	.53
(Z) Tee, cop. to male th., red'ng19	.34	.53
(AA) Tee, cop. to solder fitting19	.34	.53
(AB) Tee, cop. to fem. th., red'ng19	.34	.53
(AC) Tee, cop. to male th., red'ng19	.34	.53
(AD) Tee, cop. to solder fitting19	.34	.53
(AE) Tee, cop. to fem. th., red'ng19	.34	.53
(AF) Tee, cop. to male th., red'ng19	.34	.53
(AG) Tee, cop. to solder fitting19	.34	.53
(AH) Tee, cop. to fem. th., red'ng19	.34	.53
(AI) Tee, cop. to male th., red'ng19	.34	.53
(AJ) Tee, cop. to solder fitting19	.34	.53
(AK) Tee, cop. to fem. th., red'ng19	.34	.53
(AL) Tee, cop. to male th., red'ng19	.34	.53
(AM) Tee, cop. to solder fitting19	.34	.53
(AN) Tee, cop. to fem. th., red'ng19	.34	.53
(AO) Tee, cop. to male th., red'ng19	.34	.53
(AP) Tee, cop. to solder fitting19	.34	.53
(AQ) Tee, cop. to fem. th., red'ng19	.34	.53
(AR) Tee, cop. to male th., red'ng19	.34	.53
(AS) Tee, cop. to solder fitting19	.34	.53
(AT) Tee, cop. to fem. th., red'ng19	.34	.53
(AU) Tee, cop. to male th., red'ng19	.34	.53
(AV) Tee, cop. to solder fitting19	.34	.53
(AW) Tee, cop. to fem. th., red'ng19	.34	.53
(AX) Tee, cop. to male th., red'ng19	.34	.53
(AY) Tee, cop. to solder fitting19	.34	.53
(AZ) Tee, cop. to fem. th., red'ng19	.34	.53
(BA) Tee, cop. to male th., red'ng19	.34	.53
(BB) Tee, cop. to solder fitting19	.34	.53
(BC) Tee, cop. to fem. th., red'ng19	.34	.53
(BD) Tee, cop. to male th., red'ng19	.34	.53
(BE) Tee, cop. to solder fitting19	.34	.53
(BF) Tee, cop. to fem. th., red'ng19	.34	.53
(BG) Tee, cop. to male th., red'ng19	.34	.53
(BH) Tee, cop. to solder fitting19	.34	.53
(BI) Tee, cop. to fem. th., red'ng19	.34	.53
(BJ) Tee, cop. to male th., red'ng19	.34	.53
(BK) Tee, cop. to solder fitting19	.34	.53
(BL) Tee, cop. to fem. th., red'ng19	.34	.53
(BM) Tee, cop. to male th., red'ng19	.34	.53
(BN) Tee, cop. to solder fitting19	.34	.53
(BO) Tee, cop. to fem. th., red'ng19	.34	.53
(BP) Tee, cop. to male th., red'ng19	.34	.53
(BQ) Tee, cop. to solder fitting19	.34	.53
(BR) Tee, cop. to fem. th., red'ng19	.34	.53
(BS) Tee, cop. to male th., red'ng19	.34	.53
(BT) Tee, cop. to solder fitting19	.34	.53
(BU) Tee, cop. to fem. th., red'ng19	.34	.53
(BV) Tee, cop. to male th., red'ng19	.34	.53
(BW) Tee, cop. to solder fitting19	.34	.53
(BX) Tee, cop. to fem. th., red'ng19	.34	.53
(BY) Tee, cop. to male th., red'ng19	.34	.53
(BZ) Tee, cop. to solder fitting19	.34	.53
(CA) Tee, cop. to fem. th., red'ng19	.34	.53
(CB) Tee, cop. to male th., red'ng19	.34	.53
(CC) Tee, cop. to solder fitting19	.34	.53
(CD) Tee, cop. to fem. th., red'ng19	.34	.53
(CE) Tee, cop. to male th., red'ng19	.34	.53
(CF) Tee, cop. to solder fitting19	.34	.53
(CG) Tee, cop. to fem. th., red'ng19	.34	.53
(CH) Tee, cop. to male th., red'ng19	.34	.53
(CI) Tee, cop. to solder fitting19	.34	.53
(CJ) Tee, cop. to fem. th., red'ng19	.34	.53
(CK) Tee, cop. to male th., red'ng19	.34	.53
(CL) Tee, cop. to solder fitting19	.34	.53
(CM) Tee, cop. to fem. th., red'ng19	.34	.53
(CN) Tee, cop. to male th., red'ng19	.34	.53
(CO) Tee, cop. to solder fitting19	.34	.53
(CP) Tee, cop. to fem. th., red'ng19	.34	.53
(CQ) Tee, cop. to male th., red'ng19	.34	.53
(CR) Tee, cop. to solder fitting19	.34	.53
(CS) Tee, cop. to fem. th., red'ng19	.34	.53
(CT) Tee, cop. to male th., red'ng19	.34	.53
(CU) Tee, cop. to solder fitting19	.34	.53
(CV) Tee, cop. to fem. th., red'ng19	.34	.53
(CW) Tee, cop. to male th., red'ng19	.34	.53
(CX) Tee, cop. to solder fitting19	.34	.53
(CY) Tee, cop. to fem. th., red'ng19	.34	.53
(CZ) Tee, cop. to male th., red'ng19	.34	.53
(DA) Tee, cop. to solder fitting19	.34	.53
(DB) Tee, cop. to fem. th., red'ng19	.34	.53
(DC) Tee, cop. to male th., red'ng19	.34	.53
(DD) Tee, cop. to solder fitting19	.34	.53
(DE) Tee, cop. to fem. th., red'ng19	.34	.53
(DF) Tee, cop. to male th., red'ng19	.34	.53
(DG) Tee, cop. to solder fitting19	.34	.53
(DH) Tee, cop. to fem. th., red'ng19	.34	.53
(DI) Tee, cop. to male th., red'ng19	.34	.53
(DJ) Tee, cop. to solder fitting19	.34	.53
(DK) Tee, cop. to fem. th., red'ng19	.34	.53
(DL) Tee, cop. to male th., red'ng19	.34	.53
(DM) Tee, cop. to solder fitting19	.34	.53
(DN) Tee, cop. to fem. th., red'ng19	.34	.53
(DO) Tee, cop. to male th., red'ng19	.34	.53
(DP) Tee, cop. to solder fitting19	.34	.53
(DQ) Tee, cop. to fem. th., red'ng19	.34	.53
(DR) Tee, cop. to male th., red'ng19	.34	.53
(DS) Tee, cop. to solder fitting19	.34	.53
(DT) Tee, cop. to fem. th., red'ng19	.34	.53
(DU) Tee, cop. to male th., red'ng19	.34	.53
(DV) Tee, cop. to solder fitting19	.34	.53
(DW) Tee, cop. to fem. th., red'ng19	.34	.53
(DX) Tee, cop. to male th., red'ng19	.34	.53
(DY) Tee, cop. to solder fitting19	.34	.53
(DZ) Tee, cop. to fem. th., red'ng19	.34	.53
(EA) Tee, cop. to male th., red'ng19	.34	.53
(EB) Tee, cop. to solder fitting19	.34	.53
(EC) Tee, cop. to fem. th., red'ng19	.34	.53
(ED) Tee, cop. to male th., red'ng19	.34	.53
(EE) Tee, cop. to solder fitting19	.34	.53
(EF) Tee, cop. to fem. th., red'ng19	.34	.53
(EG) Tee, cop. to male th., red'ng19	.34	.53
(EH) Tee, cop. to solder fitting19	.34	.53
(EI) Tee, cop. to fem. th., red'ng19	.34	.53
(EJ) Tee, cop. to male th., red'ng19	.34	.53
(EK) Tee, cop. to solder fitting19	.34	.53
(EL) Tee, cop. to fem. th., red'ng19	.34	.53
(EM) Tee, cop. to male th., red'ng19	.34	.53
(EN) Tee, cop. to solder fitting19	.34	.53
(EO) Tee, cop. to fem. th., red'ng19	.34	.53
(EP) Tee, cop. to male th., red'ng19	.34	.53
(EQ) Tee, cop. to solder fitting19	.34	.53
(ER) Tee, cop. to fem. th., red'ng19	.34	.53
(ES) Tee, cop. to male th., red'ng19	.34	.53
(ET) Tee, cop. to solder fitting19	.34	.53
(EU) Tee, cop. to fem. th., red'ng19	.34	.53
(EV) Tee, cop. to male th., red'ng19	.34	.53
(EW) Tee, cop. to solder fitting19	.34	.53
(EX) Tee, cop. to fem. th., red'ng19	.34	.53
(EY) Tee, cop. to male th., red'ng19	.34	.53
(EZ) Tee, cop. to solder fitting19	.34	.53
(FA) Tee, cop. to female thread13	.21	.39
(FB) Tee, cop. to fem. th., red'ng13	.21	.39
(FC) Tee, cop. to male thread13	.21	.39
(FD) Tee, cop. to solder fitting13	.21	.39
(FE) Tee, 45° Ell, cop. to cop.13	.21	.39
(FF) Tee, 45° Ell, cop. to solder fitting13	.21	.39
(FG) Tee, Lug Ell, cop. to fem. thread13	.21	.39
(FH) Tee, Sink Ell, cop. to fem. thread39
(FI) Tee, Tee, all cop.19	.34	.53
(FJ) Tee, Tee, all cop., reducing19	.34	.53
(FK) Tee, Tee, cop. to female thread19	.34	.53
(FL) Tee, Tee, cop. to fem. th., red'ng19	.34	.53
(FM) Tee, Tee, cop. to male thread19	.34	.53
(FN) Tee, Tee, cop. to solder fitting19	.34	.53
(FO) Tee, Tee, cop. to fem. th., red'ng19	.34	.53
(FP) Tee, Tee, cop. to male th., red'ng19	.34	.53
(FQ) Tee, Tee, cop. to solder fitting19	.34	.53
(FR) Tee, Tee, cop. to fem. th., red'ng19	.34	.53
(FS) Tee, Tee, cop. to male th., red'ng19	.34	.53
(FT) Tee, Tee, cop. to solder fitting19	.34	.53
(FU) Tee, Tee, cop. to fem. th., red'ng19	.34	.53
(FV) Tee, Tee, cop. to male th., red'ng19	.34	.53
(FW) Tee, Tee, cop. to solder fitting19	.34	.53
(FX) Tee, Tee, cop. to fem. th., red'ng19	.34	.53
(

COPPER TUBING IS EASY TO INSTALL



It's easier to work with copper tubing than with old-fashioned threaded pipe. No special cutting or threading tools are needed . . . just a hacksaw and a blow torch will do the job. You can do a copper tubing job in one-third the time, and you'll have a neat, trim installation that you can be proud of . . . and it won't leak, either. Once you've installed your first piece of copper tubing, you'll never again go back to threaded pipe. The whole thing is getting started. You can't go wrong if you follow Thriftee's instructions. Or, come in the store for an actual demonstration.

JUST 6 EASY STEPS IN MAKING A SOLDER JOINT



1. Measure

Always an important step in any copper tubing job is the absolutely correct measuring of the proposed lines. Before cutting a piece of tubing to fit between two connections, always make certain that you allow for the correct distance the tube is inserted into the fitting.

2. Cut

The tube is cut to the exact length that is required with a tubing cutter or with a fine-tooth hacksaw. To insure a correct fit against the shoulder of the fitting, be sure to make a square and even cut. Use a file to remove all burrs and slivers that are left by cutting.

3. Clean

To make a satisfactory solder joint that will hold the solder and show a neat installation, the end of the tubing must be made shining clean . . . removing all traces of dirt or tarnish. This can be done with steel wool, sand cloth, or emery paper.

4. Flux

The next step in making solder joints is to apply solder paste over the brightened end of the tube. This will help prevent further tarnishing and will make the solder flow easily into the joint. An ordinary toothbrush is ideal for this particular job.

5. Heat

Having cleaned and fluxed the surfaces to be joined, push the tube end into the fitting as far as the shoulder and hold it fast. Next apply the flame of the blow-torch directly to the fitting and to the tube for approximately 30 seconds.

6. Solder

Apply solder to the joint between the fitting and tube until the solder melts and flows into the joint, forming a complete ring of solder. Because of capillary attraction, solder will flow up as well as down. This is the same law of nature that makes a towel soak up water.




Everything You Need TO INSTALL COPPER TUBING

for only **SPECIAL! \$895 SPECIAL!**

Complete Copper Tubing Kit

Here is a special offer to get new users to start with copper tubing. It's a complete assembly of everything you will need to work with tubing . . . full size blowtorch, box of steel wool, 1/2-lb. spool of solder, can of solder paste, and your choice of either a tubing cutter or a hacksaw. That's all you need, and you're ready for your first job and every job after that.

A FEW HELPFUL HINTS ON COPPER TUBING



When making sweat joints, the fitting should be allowed to cool for five seconds before soldering is attempted. This will provide uniform heat and prevent solder dripping.

When making sweat joints, be sure the lines are free of water. Otherwise, the heat will vaporize the water, preventing the solder from flowing into the joint. First, apply the torch to the pipes and evaporate the moisture before soldering.

When working with a torch near wood, use a piece of asbestos board or asbestos paper to protect it from catching fire.

When making sweat joints on drainage lines . . . tapping the fitting with a stick while the solder is fed into the joint breaks the surface tension. This will aid the solder to run freely throughout the joint.

COPPER PIPE AND BRASS FITTINGS

COPPER PIPE

Full weight in the same thickness, diameter, and threading as steel pipe. Being rust-proof, it will add to the value of your house. It is seamless and can be bent and shaped without opening up. Designed for stress and maximum service. Can be furnished in 12-ft. lengths, or we shall cut and thread it to your exact measurements.

Copper Pipe, per 12-ft. length	3/8"	1/2"	3/4"	1"	1 1/4"	1 1/2"	2"
per ft. in cut pcs.	\$3.83	\$5.37	\$6.98	\$9.25	\$13.20	\$15.70	\$20.70
Chrome Plated Pipe, per ft.	.59	.77					
Threading, each end	.09	.09	.12	.14	.18	.21	.27

Brass and Copper Nipples				Chrome Nipples			
Lg.	3/8"	1/2"	3/4"	1"	1 1/4"	1 1/2"	2"
AT	.08	.12	.16	.22	.28	.34	.47
2"	.12	.15	.19	.26	.33	.38	.47
3"	.16	.21	.27	.37	.44	.51	.68
4"	.20	.26	.35	.46	.57	.66	.88
5"	.24	.32	.42	.57	.69	.81	1.07
6"	.30	.38	.49	.69	.82	.95	1.28

BRASS FITTINGS

	3/8"	1/2"	3/4"	1"	1 1/4"	1 1/2"	2"
(A) Elbow	\$.14	\$.17	\$.26	\$.44	\$.60	\$.77	\$1.23
(B) Tee	.21	.27	.37	.62	.82	1.08	1.80
(C) Coupling	.14	.17	.26	.44	.60	.72	1.19
(D) Union	.42	.50	.69	.92	1.12	1.32	1.98
(E) 45° Elbow	.16	.19	.28	.49	.67	.86	1.36
(F) Street Elbow	.21	.27	.37	.62	.83	1.08	1.80
(G) 45° Street Elbow	.21	.27	.37	.62	.83	1.08	1.80
(H) Lug Elbow	.52	.59	.87				
(I) Sink Elbow		.50					
(J) Bushing	.10	.13	.17	.31			
(L) Cap	.14	.15	.22	.33			
(M) Plug	.14	.16	.22	.34			
(N) Cross		.52					
(O) Reducing Tee		.36	.48	.80			
(P) Side Outlet Tee		1.28					
(Q) Reducing Coupl'g	.15	.20	.29	.49	.79	.95	
(R) Reducing Elbow	.19	.22	.31	.56	.86	1.11	
(S) Extension Piece	.31	.44	.62				

All commonly used fittings can be furnished in chrome at slightly higher prices.

ONCE YOU USE COPPER TUBING, YOU'LL BE CONVINCED IT'S EASIER

OUR SOIL PIPE AND FITTINGS ARE "MEDIUM WEIGHT"

SOIL PIPE YOU CAN DEPEND UPON

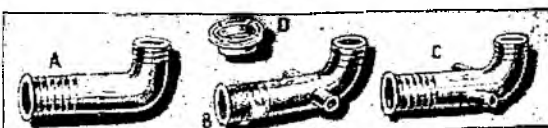
Cast iron soil pipe is far more satisfactory for sewers than clay tile. It does not sag or crack. When the joints

of cast iron pipe are properly caulked, roots cannot enter to clog the sewer. Our pipe is made of close-grained, dense, full-weight cast iron. Walls of uniform thickness. Easily cut with a cold chisel. All pipe and fittings are medium weight and will conform to even the strictest local plumbing codes.

SOLD IN FIVE-FOOT LENGTHS

By cutting double hub pipe for short lengths, each length has a hub.

Medium, single hub, per length.....	\$2.55	\$3.30	\$3.85	\$8.60
Medium, double hub, per length.....	2.75	3.60	4.65	9.20



CAST IRON CLOSET BENDS

- (A) Plain Closet Bend with collar or flange.....\$3.42
- (B) Closet Bend, 2 tappings 90°, 1½" or 2" col. or fl..... 3.75
- (C) Closet Bend, 2 tappings 45°, 1½" or 2" col. or fl..... 3.95
- (D) Closet flange or slip collar only..... .50



SOIL PIPE SADDLES

- (A) Tee Hub Pattern

3"	4x2	4"	6x4
\$1.70	\$1.20	\$1.25	\$1.95
- (B) Y Hub Pattern

2"	4x2	4"	6x4
\$1.25	\$1.50	\$1.85	\$2.15
- (C) Sisson Insertable Joint
Insert in Soil Stack for Repairs or Additions.
2" \$2.15 3" \$2.85 4" \$3.15
- (D) Backwater Trap
For hood protection..... \$11.75
- (E) Caulking Sleeve

2"x1½"	5	33	2"x2"	5	33
4"x1½"	5	90	4"x2"	5	90



- (A) Drum Trap, 4x5", two openings tapped 1½", with cover. \$2.35
- (A) Drum Trap, 4x8", two openings tapped 1½", with cover. 2.35
- (B) Drum Trap, 4x8", three openings tapped 1½", with cover. 3.75
- (C) Bell Trap Floor Drains, 6x6, 5 .99
- (D) Grating to fit Bell Trap, 6x6, 32c
- (E) Curb Box Lid..... 54c Lid Bolt..... \$0.41
- (F) Curb Box Lid, Special repair pattern..... \$1.85
- (G) Curb Box, adjustable, 3 to 4 ft., with lid and bolt..... \$5.50

CODE SPECIALTIES AND SUPPLIES

- (B) Sanitary Tee, one 45° threaded opening on each side, tapped 1½" or 2".

3x3x4	4x4x4
Standard	\$7.22
- (C) Fresh Air Inlet, for inside caulking, 4"..... \$2.60
- (D) Bell Trap Floor Drain, for inside caulking. 9x9 \$2.70 12x12..... 4.40
- (E) Oakum 1 lb..... .35 5 lb. \$1.69 50 lbs. \$1.60
- (F) Caulking Lead, at lowest market prices.
- (G) Plastic Lead, a leak-proof compound:

10-oz. can.....	5.44
22-oz. can.....	.89
5-lb. can.....	2.95
- (H) Soil Pipe Cement

1-lb. can.....	40c
5-lb. can.....	\$1.35
- (I) Roof Flashing

1½"	11"	2"	3"	4"
\$2.28	\$2.28	\$2.63	\$2.95	\$3.50

(A) 45° Offsets Medium Weight.

To Offset	2"	3"	4"
4-ins.	\$1.15	\$1.95	\$1.95
6-ins.	1.40	2.15	2.45
8-ins.	1.40	2.45	2.45
10-ins.	1.95	2.90	2.90
12-ins.	2.25	3.10	3.10
14-ins.	2.45	3.90	3.90

(B) Sanitary Cross

Medium	\$2.40	\$3.55
--------------	--------	--------

(C) Tapped Sanitary Cross

Tappings 1¼", 1½" or 2"		
Medium	\$2.40	\$3.55

(D) Tapped Vent Cross

Tappings 1¼", 1½" or 2"		
Medium	\$2.25	\$2.75

(E) Reducer

Med. \$.79	\$.79	\$.99	\$1.58
-------------	--------	--------	--------

(F) Increaser

Medium	\$2.45	\$3.65
--------------	--------	--------

(G) Double Hub Fitting

Med. \$.79	\$.99	\$1.20	\$2.45
-------------	--------	--------	--------

(H) Sleeve

Med. \$1.19	\$1.45	\$1.45	\$3.60
-------------	--------	--------	--------

(I) Plug

Medium ...	\$.50	\$.78	\$.90
------------	-------	-------	-------

(J) Plain "P" Trap

Medium	\$1.75	\$2.25	\$2.95
--------	--------	--------	--------

(K) Plain "S" Trap

Medium	\$1.75	\$2.95
--------------	--------	--------

(L) Plain Running Trap

Medium, 4"	\$2.95
------------------	--------

(M) "P" Trap—Hub Vent

Medium, 4"	\$4.40
------------------	--------

(N) Running Trap—Hub Vent

Medium	\$.40	\$10.25	\$10.25
--------	-------	---------	---------

(O) Cleanout Plug

Iron Body with Screw Plug		
2"	85c	99c
3"		\$3.20

(P) Fresh Air Inlet

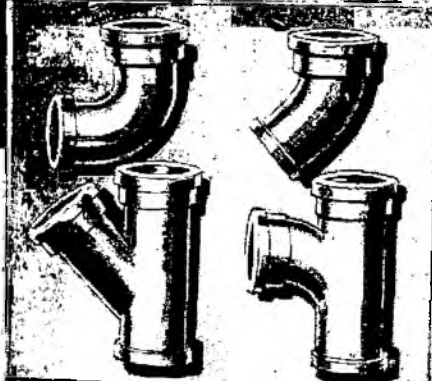
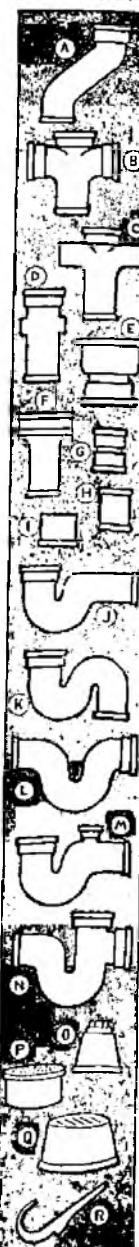
To Drive	4", \$.49
----------------	------------

(Q) Fresh Air Inlet

To Caulk	4", \$.65
----------------	------------

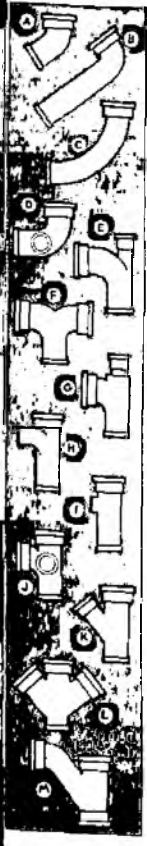
(R) Soil Pipe Hook

2"	3"	4"	6"
\$5.21	\$2.3	\$2.25	\$4.6



EXTRA HEAVY SOIL PIPE FITTINGS

¾ Bend, Medium...	\$.78	\$.98	\$1.55	\$2.84
¼ Bend, Medium...	.69	.88	1.27	2.05
Branch, Medium...	1.08	1.67	2.35
San. Tee, Medium...	1.08	1.67	2.35



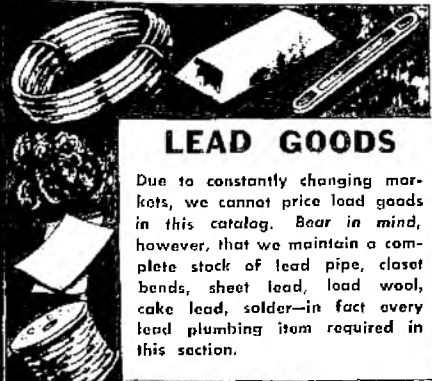
- (A) Sixth Bend

Medium ...	\$.78	\$1.18	\$1.47
------------	-------	--------	--------
- (A) Sixteenth Bend

Medium ...	\$.68	\$.97	\$1.16
------------	-------	-------	--------
- (B) Long Quarter Bend

Medium 4x8	\$3.20
------------------	--------
- (C) Long Sweep ¼-Bend

Medium 4"	\$2.42
-----------------	--------
- (D) ¼-Bend, Side Inlet
Right or left hand
Medium 4x2
 \$2.43 |- (E) ¼-Bend, Heel Inlet
Medium 4x2
 \$2.43 |- (F) Double Quarter Bend
Medium 4"
 \$5.70 |- (G) Reducing Sanitary Tee
3x2 4x2 3x3x4
Medium ...
 \$1.65 | \$1.65 | \$3.65 |- (H) Tapped Sanitary Tee
Tappings 1½", 1½" or 2"
3" 3" 4"
\$1.46 \$1.84 \$2.45
- (I) Tapped Vent Tee
Tappings 1¼", 1½", or 2"
3" 3" 4"
\$1.40 \$1.75 \$2.30
- (J) Sanitary Tee, Side Inlet
Right or left hand inlet
Medium 4"
 \$4.72 |- (K) Reducing Y Branch
3x2 4x2
Medium
 \$1.65 | \$1.65 |- (L) Double Y Branch
2" 4"
Medium
 \$2.43 | \$3.49 |- (M) Comb. Y and ¼-Bend
Medium 4"
 \$3.30 |



LEAD GOODS

Due to constantly changing markets, we cannot price lead goods in this catalog. Bear in mind, however, that we maintain a complete stock of lead pipe, closet bends, sheet lead, lead wool, cake lead, solder—in fact every lead plumbing item required in this section.

SOIL PIPE IS EASY TO INSTALL

Making soil pipe joints is not difficult. Just pack the hub about ¾ full of oakum. Then fill the remaining space with melted pig lead. Use a large enough ladle to fill the joint with one pouring. Then, immediately, hammer the lead with a caulking iron against both the pipe and the hub. A simpler way, now approved by many municipalities, is to use plastic lead or soil pipe cement. With this modern method, you eliminate the melting of lead and the caulking entirely. Just pack the joint with oakum, and apply the plastic compound with a putty knife. The compound expands as it hardens to form a tight seal. Soil pipe is most easily cut by using a hammer and a dull cold chisel. Get detailed directions at our store.



NOW, MORE THAN EVER, IT PAYS TO COMPARE PRICES BEFORE YOU BUY

OUR ONE-STOP PLUMBING SERVICE

No need to scour the city in search of your plumbing needs. Whether it is a bath tub or a washer, sink or repair part, you will find it at our store and at money saving prices. Get acquainted with this "one-stop" service—visit our store today for anything you may need in the plumbing line.

Drain Pipe Cleaner
A powerful chemical. Eats through grease, hair and other materials which clog waste lines. Does not harm pipes. Can..... **23c**

Plastic Lead
A leak-proof compound for soil pipe joints and general plumbing repairs. Won't shrivel, shrink or crack. Ready to use, easily applied.
10 oz. **\$0.44**
22 oz. **.89**
5 lbs. **2.95**

Soil Pipe Cement
Makes tight joints on soil pipe without tools or lead. Mix with water. Sets quickly, holds forever.
1 lb. **40c**
5 lbs. **\$1.35**

Putty
An all-purpose putty at lowest prices. 1 lb. **12c**
5 lb. **49c** 12½ lb. **\$1.13**

Porcelain Glaze
In liquid form for repairing chipped plumbing fixtures, etc. Bottle..... **25c**

Plastic Porcelain
Repairs crack between walls and bath tub, also tile. Mix with water and use. Can..... **35c**

Pipe Joint Compound
For all threaded pipe joints. Prevents leaks—will not dry out.
Tube **9c**
1 lb. can..... **24c**
5 lb. can..... **98c**

Cutting Oil
Lubricates pipe threader, keeps die from overheating and growing dull. Can..... **21c**

Penetrating Oil
Penetrates rusty joints and permits easy removal of pipe and fittings. ½ pint can..... **25c**

Solder Paste
An efficient flux for general soldering purposes. Small can **15c**


Liquid Solder
Mends metal, glass, wood, porcelain. **25c**
2-oz. tube.....

Open Clogged Drains Force Cups
Resilient rubber. Complete with threaded handle. 4½"..... **27c**
5½"..... **39c** 6½"..... **55c**

Sewer Rods
Flexible spring steel. Special head quickly reaches and penetrates the obstruction.
¾" wide, 25' long. **\$.98**
¾" wide, 25' long. **4.60**
¾" wide, 50' long. **6.80**

Sewer Auger
Coiled steel high tension spring. Head has sharp hook. Crank handle forces auger to obstruction.
10 ft. **\$1.98**
15 ft. **2.75**
25 ft. **4.15**

Closest Auger
For removing obstructions in closet bowls. Spring steel, sharp hook at the head. Crank handle. T shaped tube guides snake around trap. 3 ft. long..... **\$1.10**




Pipe Threaders
(A) A complete stock with "Kalarized" die for threading ½" pipe. Adjustable guide. (Additional dies from ¼" to ¾", \$2.20 each) **\$5.95**
(B) A real mechanic's stock and die for threading 1" to 2" pipe. Quickly adjustable. Best quality and workmanship **\$26.50**
(C) A ratchet type stock and die for threading pipe in close places. Excellent quality. Including ½" die, only..... **\$8.95**



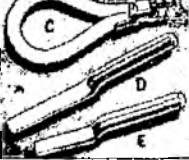
(A) Husky Pipe Wrench with Drop Forged Steel Jaws and Bulldog Grip 6" **\$1.45**
8" **\$1.60** 10" **\$2.19** 14" **\$2.95** 18" **\$4.19** 24" **\$7.39**
(B) Hinged Pipe Vise, Malleable Frame, Tempered Tool Steel Jaws, Grips Firmly. Can take pipe out sideways. Holds ¼" to 1¼" pipe..... **\$4.95**
(C) This sturdily built tool cuts pipe easily and truly. Cutting wheel easily replaceable. No. 1 for Pipe ½" to 1¼"..... **\$5.40** No. 2 for Pipe ¼" to 2"..... **\$7.85**



Tools That Every Home Owner Needs
(A) Bibb Seat Dresser—to renew seats of faucets and valves..... **\$.45**
(B) Street Key—to turn off water or gas at the curb..... **1.95**
(C) Curb Box Lid Wrench—to remove bolt of curb box lid..... **.54**




Blow Torch (A)
A quality torch for plumbers, painters or home owners. Non-porous bronze burner. Heat-resisting valve wheel. Quick acting pump. Heavy brass tank. Full quart size. **\$7.20**



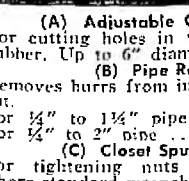
Plumbers' Furnace (B)
A well-designed, strongly built gasoline furnace. Lead-coated steel tank prevents rust. All openings locked or welded. Parts easily changeable. Dependable brass pump. **\$13.50**



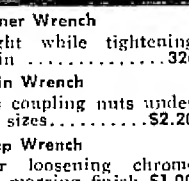

Lead-Working Tools
(C) Asbestos Joint Runner—needed for pouring lead in joints of soil pipe when in horizontal position..... **\$1.79**
(D) Packing Iron, tool steel..... **.95**
(E) Caulking Iron, tool steel..... **.75**
(F) Lead Pouring Ladle, 3"..... **42c** 3½"..... **45c** 4"..... **55c**
(G) Lead Melting Pots..... **79c**



(H) Copper Tubing Cutters
Cutter wheels can be replaced easily. Reamer attached.
For ¼" to ¾" tubing..... **\$2.20**
For ¾" to 1" tubing..... **\$2.85**
For 1" to 2" tubing..... **\$4.98**



(I) Pipe Taps
To cut inside threads on pipe fittings. Used with wrench.
¼"..... **54c** ½"..... **\$.86**
¾"..... **65c** 1"..... **1.25**



Lead to Iron Union (A)
With this union anyone can connect lead to threaded pipe without the use of solder. Simply flange the lead over the union collar, screw up the nut. Used on water and waste lines.
½" **12c** ¾" **13c** 1" **15c**
1½" **\$1.32** 1¾" **\$1.46** 2" **\$1.85**

Universal Coupling (B)
Connects casing to threaded pipe or fitting. Male or female.
1½"..... **75c** 1¾"..... **75c**
1½"x1¼"..... **75c** 1½"x1¾"..... **75c**

Slip Joint Nuts (C)
Casing to pipe.
1½"..... **20c** 1¾"..... **20c**
1½"x1¼"..... **20c** 1½"x1¾"..... **20c**

Bell Mouth Solder Bushing (D)
1½"..... **23c**
1¾"..... **28c**
2"..... **60c**

Flush Solder Bushing (E)
1½"..... **20c** 1¾"..... **20c**
1½"x1¼"..... **22c** 1½"x1¾"..... **22c**

Solder Nipples (F)
Male or female.
¾"..... **24c** 1¼"..... **49c**
½"..... **25c** 1½"..... **59c**
¾"..... **28c**

Solder Union (G)
¾"..... **40c** 1½"..... **45c** 2"..... **50c**

Brass Closet Flange (H)
..... **.69c**

Brass Vent Tee (I)
1½"..... **85c** 1½"..... **95c**

Brass Ferrules (J)
2x1½"..... **61c** 2x2"..... **61c**
4x4"..... **\$1.55**

Gas Supplies
Just a few of the many items we carry in gas accessories. Visit our store for gas connections of all kinds.

Gas Key
Cast brass to fit all cocks. Standard..... **17c**
3"..... **39c** 6"..... **50c**

Gas Hose Cocks
Connect gas hose to threaded pipe or fitting. Male or female.
¾"..... **45c** 1"..... **45c**

Straight Gas Cock
Both ends threaded for pipe.
¾"..... **45c** 1"..... **45c**

Gas Hose Nipples
Connect gas hose to threaded pipe or fitting. Male or female.
¾"..... **25c** 1"..... **25c**


Gas Range Cock
Replaces broken valve on gas range or hot plate. ½" pipe thread. For gas range..... **85c**
For hot plate..... **79c**

(A) Adjustable Circle Cutter
For cutting holes in wood, metal, hard rubber. Up to 6" diam. **\$2.09**
(B) Pipe Reamer
Removes burrs from inside of pipe when cut.
For ¼" to 1¼" pipe..... **\$1.79**
For ½" to 2" pipe..... **3.60**
(C) Closet Spud Wrench
For tightening nuts on closet tanks where standard wrench will not clear **89c**

(D) Strainer Wrench
Holds strainer tight while tightening lock nut below basin..... **32c**
(E) Basin Wrench
Tightens or loosens coupling nuts under sink basin. Fits all sizes..... **\$2.20**
(F) Strap Wrench
For tightening or loosening chrome plated pipe without marring finish **\$1.00**

(G) Hack Saw
With blade..... **89c**
(H) Handy Saw
With blade..... **30c**
(I) Cold Chisels
¾"..... **28c**; ¾"..... **32c**; 1"..... **42c**; 1½"..... **50c**;
¾"..... **60c**; 1"..... **68c**
(J) Star Drills
¾"..... **47c**; ¾"..... **47c**; 1"..... **50c**; 1½"..... **60c**;
¾"..... **73c**; 1"..... **\$1.02**

THE RIGHT TOOLS MAKE HOME PLUMBING EASY




Sec. 34,66, P. L. & R.
 U. S. Postage
PAID
 Philadelphia, Pa.
 Permit No. 1077


B. Misavage
 31 S. Locust St.
 Carnel, Pa.

VISIT OUR STORE


Unlike a number of mail order catalogs . . . the prices in this catalog are also our store prices. You pay no penalty just because—like all alert buyers—you want to see merchandise before you buy. Visit our store. It's your privilege to see, touch, operate, examine any item. Feel free to inspect our complete displays of bathroom, kitchen, laundry, heating, and other supplies at your own leisure. They're all arranged just as they would appear in your own home—all are plainly priced. The pictures show in just a small way the pleasant shopping surroundings here. Parking facilities, courteous salesman, and an eager desire to be of service await you, too.




PLUMBING




HEATING




KITCHENS



TILEBOARD



WATER HEATERS



PIPE & FITTINGS



REPAIR PARTS

MAIL ORDERS

Although it is our firm conviction that it is best to come to our store to see the exact material, we do realize that there are circumstances where it is not possible, and you have to order by mail. We'll be glad to accept your mail order, and we'll guarantee that you will get just the same quality as if you came to our store. If you are not 100% satisfied with any item shipped, just return it and we'll make a full refund.

It is not necessary to use any special order blank. Use any kind of paper at all . . . we'll see that you get the right items. Please include your check or money order. We are usually able to make shipment within 24 hours.

IF YOU CAN'T USE THIS CATALOG . . .

will you please pass it along to a friend who owns his own home. He'll appreciate it, we know, as it will enable him to save money on anything in plumbing or heating that he might need.

CATALOG 1949-50
 OVER HALF MILLION COPIES

FIX-IT-
 YOURSELF
 HINTS
 ON PAGES
 10 & 11

MORT CO.

CATALOG

and be sure of

keep this

ROCK BOTTOM PRICES
 ON EVERYTHING IN
PLUMBING and HEATING

